
 CÂMARA MUNICIPAL DE AGUIAR DA BEIRA	DADOS DO CONTROLO DA QUALIDADE DA ÁGUA PARA CONSUMO HUMANO NO CONCELHO DE AGUIAR DA BEIRA	1.º TRIMESTRE (1 de janeiro a 31 de março)
	ZONA DE ABASTECIMENTO: BARRANHA/CARREGAIS/ANTELA	2023

Em conformidade com o Decreto-Lei n.º 306/2007, de 27 de agosto, alterado pelo Decreto-Lei n.º 152/2017, de 7 de dezembro, procedeu-se à verificação da qualidade da água da rede pública, através de análises periódicas na torneira do consumidor, segundo o Programa de Controlo da Qualidade da Água (PCQA) aprovado pela autoridade competente (ERSAR).

Parâmetro (unidades)	Valor Paramétrico (VP)		Valores obtidos		N.º Análises superiores VP	Cumprimento do VP	N.º Análises (PCQA)		% Análises Realizadas
	VP	Unidade	Mínimo	Máximo			Previstas	Realizadas	
<i>Escherichia coli</i> (<i>E. Coli</i>)	0	N/100 ml	0	0	0	100%	1	1	100%
Bactérias coliformes	0	N/100 ml	0	0	0	100%	1	1	100%
Desinfetante residual	---	mg/l	0,11	0,11	---	---	1	1	100%
Cheiro a 25 °C	3	Fator de diluição	<1	<1	0	100%	1	1	100%
Sabor a 25 °C	3	Fator de diluição	<1	<1	0	100%	1	1	100%
pH	≥6,5 e ≤9,5	Unidades pH	6,9	6,9	0	100%	1	1	100%
Condutividade	2500	µS/cm a 20 °C	81,4	81,4	0	100%	1	1	100%
Cor	20	mg/l PtCo	<5,0	<5,0	0	100%	1	1	100%
Turvação	4	UNT	0,37	0,37	0	100%	1	1	100%
Enterococos	0	N/100 ml	0	0	0	100%	1	1	100%
Número de colónias a 22 °C	---	N/ml	N.D	N.D	---	---	1	1	100%
Número de colónias a 36 °C	---	N/ml	N.D	N.D	---	---	1	1	100%
<i>Clostridium perfringens</i>	0	N/100 ml	---	---	---	---	0	0	---
Alumínio	200	µg/L Al	---	---	---	---	0	0	---
Amónio	0,50	mg/l NH ₄	---	---	---	---	0	0	---
Antimónio	5,0	µg/l Sb	---	---	---	---	0	0	---
Arsénio	10	µg/l As	---	---	---	---	0	0	---
Benzeno	1,0	µg/l	---	---	---	---	0	0	---
Benzo(a)pireno	0,010	µg/l	---	---	---	---	0	0	---
Boro	1,0	mg/l B	---	---	---	---	0	0	---
Bromatos	10	µg/l BrO ₃	---	---	---	---	0	0	---
Cádmio	5,0	µg/l Cd	---	---	---	---	0	0	---
Cálcio	---	mg/l Ca	---	---	---	---	0	0	---
Carbono Orgânico Total (COT)	---	mg/l C	---	---	---	---	0	0	---
Cianetos	50	µg/l CN	---	---	---	---	0	0	---
Cloretos	250	mg/l Cl	---	---	---	---	0	0	---
Cloritos	0,7	mg/l ClO ₂	---	---	---	---	0	0	---
Cloratos	0,7	mg/l ClO ₃	---	---	---	---	0	0	---
Chumbo	10	µg/l Pb	---	---	---	---	0	0	---
Cobre	2,0	mg/l Cu	---	---	---	---	0	0	---
Crómio	50	µg/l Cr	---	---	---	---	0	0	---
1,2 – dicloroetano	3,0	µg/l	---	---	---	---	0	0	---
Dureza total	---	mg/l CaCO ₃	---	---	---	---	0	0	---
Ferro	200	µg/l Fe	---	---	---	---	0	0	---
Fluoretos	1,5	mg/l F	---	---	---	---	0	0	---
Hidrocarbonetos Aromáticos Policíclicos (HAP):	0,10	µg/l	---	---	---	---	0	0	---
Benzo(b)fluoranteno	---	µg/l	---	---	---	---	0	0	---
Benzo(k)fluoranteno	---	µg/l	---	---	---	---	0	0	---
Benzo(ghi)perileno	---	µg/l	---	---	---	---	0	0	---
Indeno(1,2,3-cd)pireno	---	µg/l	---	---	---	---	0	0	---
Magnésio	---	mg/l Mg	---	---	---	---	0	0	---
Manganês	50	µg/l Mn	---	---	---	---	0	0	---
Nitratos ¹	50	mg/l NO ₃	---	---	---	---	0	0	---
Nitritos	0,50	mg/l NO ₂	---	---	---	---	0	0	---
Mercúrio	1,0	µg/l Hg	---	---	---	---	0	0	---
Níquel	20	µg/l Ni	---	---	---	---	0	0	---
Oxidabilidade	5,0	mg/l O ₂	1,4	1,4	0	100%	1	1	100%
Pesticidas - total	0,50	µg/l	---	---	---	---	0	0	---
MCPA	0,10	µg/l	---	---	---	---	0	0	---
Metalaxil	0,10	µg/l	---	---	---	---	0	0	---
Alacloro	0,10	µg/l	---	---	---	---	0	0	---
Terbutilazina	0,10	µg/l	---	---	---	---	0	0	---
Desetilterbutilazina	0,10	µg/l	---	---	---	---	0	0	---
2,4-D	0,10	µg/l	---	---	---	---	0	0	---
Imidaclopride	0,10	µg/l	---	---	---	---	0	0	---
Clorpirifos	0,10	µg/l	---	---	---	---	0	0	---
Diurão	0,10	µg/l	---	---	---	---	0	0	---
Selénio	10	µg/l Se	---	---	---	---	0	0	---
Sódio	200	mg/l Na	---	---	---	---	0	0	---
Sulfatos	250	mg/l SO ₄	---	---	---	---	0	0	---

 CÂMARA MUNICIPAL DE AGUIAR DA BEIRA	DADOS DO CONTROLO DA QUALIDADE DA ÁGUA PARA CONSUMO HUMANO NO CONCELHO DE AGUIAR DA BEIRA					1.º TRIMESTRE (1 de janeiro a 31 de março)	
	ZONA DE ABASTECIMENTO: BARRANHA/CARREGAIS/ANTELA					2023	


Em conformidade com o Decreto-Lei n.º 306/2007, de 27 de agosto, alterado pelo Decreto-Lei n.º 152/2017, de 7 de dezembro, procedeu-se à verificação da qualidade da água da rede pública, através de análises periódicas na torneira do consumidor, segundo o Programa de Controlo da Qualidade da Água (PCQA) aprovado pela autoridade competente (ERSAR).

Parâmetro (unidades)	Valor Paramétrico (VP)		Valores obtidos		N.º Análises superiores VP	% Cumprimento do VP	N.º Análises (PCQA)		% Análises Realizadas
	VP	Unidade	Mínimo	Máximo			Previstas	Realizadas	
Tetracloroeteno e Tricloroeteno:	10	µg/l	---	---	---	---	0	0	---
Tetracloroeteno	---	µg/l	---	---	---	---	0	0	---
Tricloroeteno	---	µg/l	---	---	---	---	0	0	---
Trihalometanos - total (THM):	100	µg/l	---	---	---	---	0	0	---
Clorofórmio	---	µg/l	---	---	---	---	0	0	---
Bromofórmio	---	µg/l	---	---	---	---	0	0	---
Bromodiclorometano	---	µg/l	---	---	---	---	0	0	---
Dibromoclorometano	---	µg/l	---	---	---	---	0	0	---
Dose indicativa	0,10	mSv	---	---	---	---	0	0	---
Alfa-Total (nível de verificação)	0,1	Bq/l	---	---	---	---	0	0	---
Beta-Total (nível de verificação)	1,00	Bq/l	---	---	---	---	0	0	---
Radão	500	Bq/l	---	---	---	---	0	0	---

No período em causa foram verificados incumprimentos aos valores paramétricos


Parâmetro	Data da colheita	Causas Incumprimento	Análises Verificação (A.V.)	Medida tomadas ou a implementar

Responsável:	Data da publicitação: 26/05/2023
---------------------	---

 CÂMARA MUNICIPAL DE AGUIAR DA BEIRA	DADOS DO CONTROLO DA QUALIDADE DA ÁGUA PARA CONSUMO HUMANO NO CONCELHO DE AGUIAR DA BEIRA	1.º TRIMESTRE (1 de janeiro a 31 de março)
	ZONA DE ABASTECIMENTO: CARVALHAL DO EIRO (Aguiar da Beira, Coja, Pinheiro, Coruche, Valverde, Eirado, Cortiçada, Cavaca, Carapito, Penaverde, Mosteiro, Moreira, Prado, Quinta da Estrada, Quinta do Meio, Fumadinha, Mouções, Sequeiros, Ponte do Abade, Gradiz e Quinta de Açores)	2023

Em conformidade com o Decreto-Lei n.º 306/2017, de 27 de agosto, alterado pelo Decreto-Lei n.º 152/2017, de 7 de dezembro, procedeu-se à verificação da qualidade da água da rede pública, através de análises periódicas na torneira do consumidor, segundo o Programa de Controlo da Qualidade da Água (PCQA) aprovado pela autoridade competente (ERSAR).

Parâmetro (unidades)	Valor Paramétrico (VP)		Valores obtidos		N.º Análises superiores VP	% Cumprimento do VP	N.º Análises (PCQA)		% Análises Realizadas
	VP	Unidade	Mínimo	Máximo			Previstas	Realizadas	
<i>Escherichia coli</i> (<i>E. Coli</i>)	0	N/100 ml	0	0	0	100%	3	3	100%
Bactérias coliformes	0	N/100 ml	0	21	1	67%	3	3	100%
Desinfetante residual	---	mg/l	0,05	1,2	---	---	3	3	100%
Cheiro a 25 °C	3	Fator de diluição	<1	<1	0	100%	2	2	100%
Sabor a 25 °C	3	Fator de diluição	<1	<1	0	100%	2	2	100%
pH	≥6,5 e ≤9,5	Unidades pH	7,5	7,5	0	100%	2	2	100%
Condutividade	2500	µS/cm a 20 °C	146	178	0	100%	2	2	100%
Cor	20	mg/l PtCo	<5,0	<5,0	0	100%	2	2	100%
Turvação	4	UNT	<0,20	<0,20	0	100%	2	2	100%
Enterococos	0	N/100 ml	0	0	0	100%	2	2	100%
Número de colónias a 22 °C	---	N/ml	N.D.	78	---	---	2	2	100%
Número de colónias a 36 °C	---	N/ml	N.D.	70	---	---	2	2	100%
Clostridium perfringens	0	N/100 ml	0	0	0	100%	2	2	100%
Alumínio	200	µg/L Al	24	27	0	100%	2	2	100%
Amónio	0,50	mg/l NH4	<0,050	<0,050	0	100%	2	2	100%
<i>Antimónio1</i>	<i>5,0</i>	<i>µg/l Sb</i>	---	---	---	---	<i>0</i>	<i>0</i>	---
<i>Arsénio1</i>	<i>10</i>	<i>µg/l As</i>	---	---	---	---	<i>0</i>	<i>0</i>	---
<i>Benzeno1</i>	<i>1</i>	<i>µg/l</i>	---	---	---	---	<i>0</i>	<i>0</i>	---
Benzo(a)pireno	0,010	µg/l	---	---	---	---	0	0	---
<i>Boro1</i>	<i>1</i>	<i>mg/l B</i>	---	---	---	---	<i>0</i>	<i>0</i>	---
<i>Bromatos1</i>	<i>10</i>	<i>µg/l BrO3</i>	---	---	---	---	<i>0</i>	<i>0</i>	---
<i>Cádmio1</i>	<i>5</i>	<i>µg/l Cd</i>	---	---	---	---	<i>0</i>	<i>0</i>	---
Cálcio	---	mg/l Ca	---	---	---	---	0	0	---
Carbono Orgânico Total (COT)	---	mg/l C	---	---	---	---	0	0	---
<i>Cianetos1</i>	<i>50</i>	<i>µg/l CN</i>	---	---	---	---	<i>0</i>	<i>0</i>	---
<i>Cloretos 1</i>	<i>250</i>	<i>mg/l Cl</i>	---	---	---	---	<i>0</i>	<i>0</i>	---
Cloritos	0,7	mg/l ClO2	---	---	---	---	0	0	---
Cloratos	0,7	mg/l ClO3	---	---	---	---	0	0	---
Chumbo	10	µg/l Pb	---	---	---	---	0	0	---
Cobre	2,0	mg/l Cu	---	---	---	---	0	0	---
Crómio	50	µg/l Cr	---	---	---	---	0	0	---
<i>1,2 – dicloroetano1</i>	<i>3</i>	<i>µg/l</i>	---	---	---	---	<i>0</i>	<i>0</i>	---
Dureza total	---	mg/l CaCO3	---	---	---	---	0	0	---
Ferro	200	µg/l Fe	<10	<10	0	100%	2	2	100%
<i>Fluoretos1</i>	<i>1,5</i>	<i>mg/l F</i>	---	---	---	---	<i>0</i>	<i>0</i>	---
Hidrocarbonetos Aromáticos Policíclicos (HAP):	0,10	µg/l	---	---	---	---	0	0	---
Benzo(b)fluoranteno	---	µg/l	---	---	---	---	0	0	---
Benzo(k)fluoranteno	---	µg/l	---	---	---	---	0	0	---
Benzo(ghi)perileno	---	µg/l	---	---	---	---	0	0	---
Indeno(1,2,3-cd)pireno	---	µg/l	---	---	---	---	0	0	---
Magnésio	---	mg/l Mg	---	---	---	---	0	0	---
Manganês	50	µg/l Mn	<10	<10	0	100%	2	2	100%
Nitratos	50	mg/l NO3	---	---	---	---	0	0	---
Nitritos	0,50	mg/l NO2	---	---	---	---	0	0	---
<i>Mercúrio1</i>	<i>1</i>	<i>µg/l Hg</i>	---	---	---	---	<i>0</i>	<i>0</i>	---
Níquel	20	µg/l Ni	---	---	---	---	0	0	---
Oxidabilidade	5,0	mg/l O2	---	---	---	---	0	0	---
<i>Pesticidas - total1</i>	<i>0,50</i>	<i>µg/l</i>	---	---	---	---	<i>0</i>	<i>0</i>	---
<i>MCPA</i>	<i>0,10</i>	<i>µg/l</i>	---	---	---	---	<i>0</i>	<i>0</i>	---
<i>Metalaxil</i>	<i>0,10</i>	<i>µg/l</i>	---	---	---	---	<i>0</i>	<i>0</i>	---
<i>Alacloro</i>	<i>0,10</i>	<i>µg/l</i>	---	---	---	---	<i>0</i>	<i>0</i>	---
<i>Terbutilazina</i>	<i>0,10</i>	<i>µg/l</i>	---	---	---	---	<i>0</i>	<i>0</i>	---
<i>Desetilterbutilazina</i>	<i>0,10</i>	<i>µg/l</i>	---	---	---	---	<i>0</i>	<i>0</i>	---
<i>2,4-D</i>	<i>0,10</i>	<i>µg/l</i>	---	---	---	---	<i>0</i>	<i>0</i>	---
<i>Imidaclopride</i>	<i>0,10</i>	<i>µg/l</i>	---	---	---	---	<i>0</i>	<i>0</i>	---
<i>Clorpirifos</i>	<i>0,10</i>	<i>µg/l</i>	---	---	---	---	<i>0</i>	<i>0</i>	---
<i>Diurão</i>	<i>0,10</i>	<i>µg/l</i>	---	---	---	---	<i>0</i>	<i>0</i>	---
<i>Selénio1</i>	<i>10</i>	<i>µg/l Se</i>	---	---	---	---	<i>0</i>	<i>0</i>	---
<i>Sódio1</i>	<i>200</i>	<i>mg/l Na</i>	---	---	---	---	<i>0</i>	<i>0</i>	---
<i>Sulfatos1</i>	<i>250</i>	<i>mg/l SO4</i>	---	---	---	---	<i>0</i>	<i>0</i>	---
<i>Tetracloreteno e Tricloroeteno1:</i>	<i>10</i>	<i>µg/l</i>	---	---	---	---	<i>0</i>	<i>0</i>	---

 CÂMARA MUNICIPAL DE AGUIAR DA BEIRA	DADOS DO CONTROLO DA QUALIDADE DA ÁGUA PARA CONSUMO HUMANO NO CONCELHO DE AGUIAR DA BEIRA	1.º TRIMESTRE (1 de janeiro a 31 de março)
	ZONA DE ABASTECIMENTO: CARVALHAL DO EIRO (Aguiar da Beira, Coja, Pinheiro, Coruche, Valverde, Eirado, Cortiçada, Cavaca, Carapito, Penaverde, Mosteiro, Moreira, Prado, Quinta da Estrada, Quinta do Meio, Fumadinha, Mouções, Sequeiros, Ponte do Abade, Gradiz e Quinta de Açores)	2023


Em conformidade com o Decreto-Lei n.º 306/2017, de 27 de agosto, alterado pelo Decreto-Lei n.º 152/2017, de 7 de dezembro, procedeu-se à verificação da qualidade da água da rede pública, através de análises periódicas na torneira do consumidor, segundo o Programa de Controlo da Qualidade da Água (PCQA) aprovado pela autoridade competente (ERSAR).

Parâmetro (unidades)	Valor Paramétrico (VP)		Valores obtidos		N.º Análises superiores VP	% Cumprimento do VP	N.º Análises (PCQA)		% Análises Realizadas
	VP	Unidade	Mínimo	Máximo			Previstas	Realizadas	
<i>Tetracloroetano</i> 1	---	µg/l	---	---	---	---	0	0	---
<i>Tricloroetano</i> 1	---	µg/l	---	---	---	---	0	0	---
Trihalometanos - total (THM):	100	µg/l	---	---	---	---	0	0	---
Clorofórmio	---	µg/l	---	---	---	---	0	0	---
Bromofórmio	---	µg/l	---	---	---	---	0	0	---
Bromodiclorometano	---	µg/l	---	---	---	---	0	0	---
Dibromoclorometano	---	µg/l	---	---	---	---	0	0	---
<i>Dose indicativa 1</i>	0,1	mSv/ano	---	---	---	---	0	0	---
<i>Alfa-Total (nível de verificação)</i> 1	0,1	Bq/l	---	---	---	---	0	0	---
<i>Beta-Total (nível de verificação)</i> 1	1,00	Bq/l	---	---	---	---	0	0	---
Radão	500	Bq/l	---	---	---	---	0	0	---

NOTA 1: Parâmetro analisado pela entidade gestora em alta (Águas do Vale do Tejo)


No período em causa não foram verificados incumprimentos aos valores paramétricos

Parâmetro	Data da colheita	Causas Incumprimento	Análises Verificação (A.V.)	Medida tomadas ou a implementar
Bactérias coliformes	06-02-2023	Dosagem inadequada de reagente		Avaliação da possibilidade técnica de instalação de um posto de recloragem.
Responsável:			Data da publicitação: 26/05/2023	

 CÂMARA MUNICIPAL DE AGUIAR DA BEIRA	DADOS DO CONTROLO DA QUALIDADE DA ÁGUA PARA CONSUMO HUMANO NO CONCELHO DE AGUIAR DA BEIRA	1.º TRIMESTRE (1 de janeiro a 31 de março)
	ZONA DE ABASTECIMENTO: COLHERINHAS	2023

Em conformidade com o Decreto-Lei n.º 306/2017, de 27 de agosto, alterado pelo Decreto-Lei n.º 152/2007, de 7 de dezembro, procedeu-se à verificação da qualidade da água da rede pública, através de análises periódicas na torneira do consumidor, segundo o Programa de Controlo da Qualidade da Água (PCQA) aprovado pela autoridade competente (ERSAR).

Parâmetro (unidades)	Valor Paramétrico (VP)		Valores obtidos		N.º Análises superiores VP	% Cumprimento do VP	N.º Análises (PCQA)		% Análises Realizadas
	VP	Unidade	Mínimo	Máximo			Previstas	Realizadas	
<i>Escherichia coli</i> (<i>E. Coli</i>)	0	N/100 ml	0	0	0	100%	2	2	100%
Bactérias coliformes	0	N/100 ml	0	0	0	100%	2	2	100%
Desinfetante residual	---	mg/l	0,12	0,13	---	---	2	2	100%
Cheiro a 25 °C	3	Fator de diluição	---	---	---	---	0	0	---
Sabor a 25 °C	3	Fator de diluição	---	---	---	---	0	0	---
pH	≥6,5 e ≤9,5	Unidades pH	---	---	---	---	0	0	---
Condutividade	2500	µS/cm a 20 °C	---	---	---	---	0	0	---
Cor	20	mg/l PtCo	---	---	---	---	0	0	---
Turvação	4	UNT	---	---	---	---	0	0	---
Enterococos	0	N/100 ml	---	---	---	---	0	0	---
Número de colónias a 22 °C	---	N/ml	---	---	---	---	0	0	---
Número de colónias a 36 °C	---	N/ml	---	---	---	---	0	0	---
<i>Clostridium perfringens</i>	0	N/100 ml	---	---	---	---	0	0	---
Alumínio	200	µg/L Al	---	---	---	---	0	0	---
Amónio	0,50	mg/l NH ₄	---	---	---	---	0	0	---
Antimónio	5,0	µg/l Sb	---	---	---	---	0	0	---
Arsénio	10	µg/l As	---	---	---	---	0	0	---
Benzeno	1,0	µg/l	---	---	---	---	0	0	---
Benzo(a)pireno	0,010	µg/l	---	---	---	---	0	0	---
Boro	1,0	mg/l B	---	---	---	---	0	0	---
Bromatos	10	µg/l BrO ₃	---	---	---	---	0	0	---
Cádmio	5,0	µg/l Cd	---	---	---	---	0	0	---
Cálcio	---	mg/l Ca	---	---	---	---	0	0	---
Carbono Orgânico Total (COT)	---	mg/l C	---	---	---	---	0	0	---
Cianetos	50	µg/l CN	---	---	---	---	0	0	---
Cloretos	250	mg/l Cl	---	---	---	---	0	0	---
Cloritos	0,7	mg/l ClO ₂	---	---	---	---	0	0	---
Cloratos	0,7	mg/l ClO ₃	---	---	---	---	0	0	---
Chumbo	10	µg/l Pb	---	---	---	---	0	0	---
Cobre	2,0	mg/l Cu	---	---	---	---	0	0	---
Crómio	50	µg/l Cr	---	---	---	---	0	0	---
1,2 – dicloroetano	3,0	µg/l	---	---	---	---	0	0	---
Dureza total	---	mg/l CaCO ₃	---	---	---	---	0	0	---
Ferro	200	µg/l Fe	---	---	---	---	0	0	---
Fluoretos	1,5	mg/l F	---	---	---	---	0	0	---
Hidrocarbonetos Aromáticos Policíclicos (HAP):	0,10	µg/l	---	---	---	---	0	0	---
Benzo(b)fluoranteno	---	µg/l	---	---	---	---	0	0	---
Benzo(k)fluoranteno	---	µg/l	---	---	---	---	0	0	---
Benzo(ghi)perileno	---	µg/l	---	---	---	---	0	0	---
Indeno(1,2,3-cd)pireno	---	µg/l	---	---	---	---	0	0	---
Magnésio	---	mg/l Mg	---	---	---	---	0	0	---
Manganês	50	µg/l Mn	---	---	---	---	0	0	---
Nitratos ¹	50	mg/l NO ₃	---	---	---	---	0	0	---
Nitritos	0,50	mg/l NO ₂	---	---	---	---	0	0	---
Mercúrio	1,0	µg/l Hg	---	---	---	---	0	0	---
Níquel	20	µg/l Ni	---	---	---	---	0	0	---
Oxidabilidade	5,0	mg/l O ₂	---	---	---	---	0	0	---
Pesticidas - total	0,50	µg/l	---	---	---	---	0	0	---
MCPA	0,10	µg/l	---	---	---	---	0	0	---
Metalaxil	0,10	µg/l	---	---	---	---	0	0	---
Alacloro	0,10	µg/l	---	---	---	---	0	0	---
Terbutilazina	0,10	µg/l	---	---	---	---	0	0	---
Desetilterbutilazina	0,10	µg/l	---	---	---	---	0	0	---
2,4-D	0,10	µg/l	---	---	---	---	0	0	---
Imidaclopride	0,10	µg/l	---	---	---	---	0	0	---
Clorpirifos	0,10	µg/l	---	---	---	---	0	0	---
Diurão	0,10	µg/l	---	---	---	---	0	0	---
Selénio	10	µg/l Se	---	---	---	---	0	0	---
Sódio	200	mg/l Na	---	---	---	---	0	0	---
Sulfatos	250	mg/l SO ₄	---	---	---	---	0	0	---

 CÂMARA MUNICIPAL DE AGUIAR DA BEIRA	DADOS DO CONTROLO DA QUALIDADE DA ÁGUA PARA CONSUMO HUMANO NO						1.º TRIMESTRE	
	CONCELHO DE AGUIAR DA BEIRA						(1 de janeiro a 31 de março)	
	ZONA DE ABASTECIMENTO: COLHERINHAS						2023	


Em conformidade com o Decreto-Lei n.º 306/2017, de 27 de agosto, alterado pelo Decreto-Lei n.º 152/2007, de 7 de dezembro, procedeu-se à verificação da qualidade da água da rede pública, através de análises periódicas na torneira do consumidor, segundo o Programa de Controlo da Qualidade da Água (PCQA) aprovado pela autoridade competente (ERSAR).

Parâmetro (unidades)	Valor Paramétrico (VP)		Valores obtidos		N.º Análises superiores VP	% Cumprimento do VP	N.º Análises (PCQA)		% Análises Realizadas
	VP	Unidade	Mínimo	Máximo			Previstas	Realizadas	
Tetracloroeteno e Tricloroeteno:	10	µg/l	---	---	---	---	0	0	---
Tetracloroeteno	---	µg/l	---	---	---	---	0	0	---
Tricloroeteno	---	µg/l	---	---	---	---	0	0	---
Trihalometanos - total (THM):	100	µg/l	---	---	---	---	0	0	---
Clorofórmio	---	µg/l	---	---	---	---	0	0	---
Bromofórmio	---	µg/l	---	---	---	---	0	0	---
Bromodiclorometano	---	µg/l	---	---	---	---	0	0	---
Dibromoclorometano	---	µg/l	---	---	---	---	0	0	---
Dose indicativa	0,10	mSv	---	---	---	---	0	0	---
Alfa-Total (nível de verificação)	0,1	Bq/l	---	---	---	---	0	0	---
Beta-Total (nível de verificação)	1,00	Bq/l	---	---	---	---	0	0	---
Radão	500	Bq/l	---	---	---	---	0	0	---

No período em causa não foram verificados incumprimentos aos valores paramétricos


Parâmetro	Data da colheita	Causas Incumprimento	Análises Verificação (A.V.)	Medida tomadas ou a implementar


Responsável:	Data da publicitação: 26/05/2023
---------------------	---

 CÂMARA MUNICIPAL DE AGUIAR DA BEIRA	DADOS DO CONTROLO DA QUALIDADE DA ÁGUA PARA CONSUMO HUMANO NO CONCELHO DE AGUIAR DA BEIRA	1.º TRIMESTRE (1 de janeiro a 31 de março)
	ZONA DE ABASTECIMENTO: COMPLEXO DESPORTIVO	2023

Em conformidade com o Decreto-Lei n.º 306/2007, de 27 de agosto, alterado pelo Decreto-Lei n.º 152/2017, de 7 de dezembro, procedeu-se à verificação da qualidade da água da rede pública, através de análises periódicas na torneira do consumidor, segundo o Programa de Controlo da Qualidade da Água (PCQA) aprovado pela autoridade competente (ERSAR).


Parâmetro (unidades)	Valor Paramétrico (VP)		Valores obtidos		N.º Análises superiores VP	% Cumprimento do VP	N.º Análises (PCQA)		% Análises Realizadas
	VP	Unidade	Mínimo	Máximo			Previstas	Realizadas	
<i>Escherichia coli</i> (<i>E. Coli</i>)	0	N/100 ml	0	0	0	100%	2	2	100%
Bactérias coliformes	0	N/100 ml	0	0	0	100%	2	2	100%
Desinfetante residual	---	mg/l	0,22	0,31	---	---	2	2	100%
Cheiro a 25 °C	3	Fator de diluição	---	---	---	---	0	0	---
Sabor a 25 °C	3	Fator de diluição	---	---	---	---	0	0	---
pH	≥6,5 e ≤9,5	Unidades pH	---	---	---	---	0	0	---
Condutividade	2500	µS/cm a 20 °C	---	---	---	---	0	0	---
Cor	20	mg/l PtCo	---	---	---	---	0	0	---
Turvação	4	UNT	---	---	---	---	0	0	---
Enterococos	0	N/100 ml	---	---	---	---	0	0	---
Número de colónias a 22 °C	---	N/ml	---	---	---	---	0	0	---
Número de colónias a 36 °C	---	N/ml	---	---	---	---	0	0	---
<i>Clostridium perfringens</i>	0	N/100 ml	---	---	---	---	0	0	---
Alumínio	200	µg/L Al	---	---	---	---	0	0	---
Amónio	0,50	mg/l NH ₄	---	---	---	---	0	0	---
Antimónio	5,0	µg/l Sb	---	---	---	---	0	0	---
Arsénio	10	µg/l As	---	---	---	---	0	0	---
Benzeno	1,0	µg/l	---	---	---	---	0	0	---
Benzo(a)pireno	0,010	µg/l	---	---	---	---	0	0	---
Boro	1,0	mg/l B	---	---	---	---	0	0	---
Bromatos	10	µg/l BrO ₃	---	---	---	---	0	0	---
Cádmio	5,0	µg/l Cd	---	---	---	---	0	0	---
Cálcio	---	mg/l Ca	---	---	---	---	0	0	---
Carbono Orgânico Total (COT)	---	mg/l C	---	---	---	---	0	0	---
Cianetos	50	µg/l CN	---	---	---	---	0	0	---
Cloretos	250	mg/l Cl	---	---	---	---	0	0	---
Cloritos	0,7	mg/l ClO ₂	---	---	---	---	0	0	---
Cloratos	0,7	mg/l ClO ₃	---	---	---	---	0	0	---
Chumbo	10	µg/l Pb	---	---	---	---	0	0	---
Cobre	2,0	mg/l Cu	---	---	---	---	0	0	---
Crómio	50	µg/l Cr	---	---	---	---	0	0	---
1,2 – dicloroetano	3,0	µg/l	---	---	---	---	0	0	---
Dureza total	---	mg/l CaCO ₃	---	---	---	---	0	0	---
Ferro	200	µg/l Fe	---	---	---	---	0	0	---
Fluoretos	1,5	mg/l F	---	---	---	---	0	0	---
Hidrocarbonetos Aromáticos Policíclicos (HAP):	0,10	µg/l	---	---	---	---	0	0	---
Benzo(b)fluoranteno	---	µg/l	---	---	---	---	0	0	---
Benzo(k)fluoranteno	---	µg/l	---	---	---	---	0	0	---
Benzo(ghi)perileno	---	µg/l	---	---	---	---	0	0	---
Indeno(1,2,3-cd)pireno	---	µg/l	---	---	---	---	0	0	---
Magnésio	---	mg/l Mg	---	---	---	---	0	0	---
Manganês	50	µg/l Mn	---	---	---	---	0	0	---
Nitratos ¹	50	mg/l NO ₃	---	---	---	---	0	0	---
Nitritos	0,50	mg/l NO ₂	---	---	---	---	0	0	---
Mercúrio	1,0	µg/l Hg	---	---	---	---	0	0	---
Níquel	20	µg/l Ni	---	---	---	---	0	0	---
Oxidabilidade	5,0	mg/l O ₂	---	---	---	---	0	0	---
Pesticidas - total	0,50	µg/l	---	---	---	---	0	0	---
MCPA	0,10	µg/l	---	---	---	---	0	0	---
Metalaxil	0,10	µg/l	---	---	---	---	0	0	---
Alacloro	0,10	µg/l	---	---	---	---	0	0	---
Terbutilazina	0,10	µg/l	---	---	---	---	0	0	---
Desetilterbutilazina	0,10	µg/l	---	---	---	---	0	0	---
2,4-D	0,10	µg/l	---	---	---	---	0	0	---
Imidaclopride	0,10	µg/l	---	---	---	---	0	0	---
Clorpirifos	0,10	µg/l	---	---	---	---	0	0	---
Diurão	0,10	µg/l	---	---	---	---	0	0	---
Selénio	10	µg/l Se	---	---	---	---	0	0	---
Sódio	200	mg/l Na	---	---	---	---	0	0	---
Sulfatos	250	mg/l SO ₄	---	---	---	---	0	0	---

 CÂMARA MUNICIPAL DE AGUIAR DA BEIRA	DADOS DO CONTROLO DA QUALIDADE DA ÁGUA PARA CONSUMO HUMANO NO CONCELHO DE AGUIAR DA BEIRA						1.º TRIMESTRE (1 de janeiro a 31 de março)		
	ZONA DE ABASTECIMENTO: COMPLEXO DESPORTIVO						2023		
Em conformidade com o Decreto-Lei n.º 306/2007, de 27 de agosto, alterado pelo Decreto-Lei n.º 152/2017, de 7 de dezembro, procedeu-se à verificação da qualidade da água da rede pública, através de análises periódicas na torneira do consumidor, segundo o Programa de Controlo da Qualidade da Água (PCQA) aprovado pela autoridade competente (ERSAR).									
Parâmetro (unidades)	Valor Paramétrico (VP)		Valores obtidos		N.º Análises superiores VP	% Cumprimento do VP	N.º Análises (PCQA)		% Análises Realizadas
	VP	Unidade	Mínimo	Máximo			Previstas	Realizadas	
Tetracloroeteno e Tricloroeteno:	10	µg/l	---	---	---	---	0	0	---
Tetracloroeteno	---	µg/l	---	---	---	---	0	0	---
Tricloroeteno	---	µg/l	---	---	---	---	0	0	---
Trihalometanos - total (THM):	100	µg/l	---	---	---	---	0	0	---
Clorofórmio	---	µg/l	---	---	---	---	0	0	---
Bromofórmio	---	µg/l	---	---	---	---	0	0	---
Bromodiclorometano	---	µg/l	---	---	---	---	0	0	---
Dibromoclorometano	---	µg/l	---	---	---	---	0	0	---
Dose indicativa Total (Cálculo)	0,10	mSv/ano	---	---	---	---	0	0	---
Polónio 210	---	Bq/L	---	---	---	---	0	0	---
Rádio 226	---	Bq/L	---	---	---	---	0	0	---
Urânio 234	---	Bq/L	---	---	---	---	0	0	---
Urânio 238	---	Bq/L	---	---	---	---	0	0	---
Alfa-Total (nível de verificação)	0,1	Bq/l	---	---	---	---	0	0	---
Beta-Total (nível de verificação)	1,00	Bq/l	---	---	---	---	0	0	---
Radão	500	Bq/l	---	---	---	---	0	0	---
No período em causa não foram verificados incumprimentos aos valores paramétricos									
Parâmetro	Data da colheita	Causas Incumprimento			Análises Verificação (A.V.)	Medida tomadas ou a implementar			
Responsável:					Data da publicitação: 26/05/2023				

 CÂMARA MUNICIPAL DE AGUIAR DA BEIRA	DADOS DO CONTROLO DA QUALIDADE DA ÁGUA PARA CONSUMO HUMANO NO CONCELHO DE AGUIAR DA BEIRA	1.º TRIMESTRE (1 de janeiro a 31 de março)
	ZONA DE ABASTECIMENTO: DORNELAS	2023

Em conformidade com o Decreto-Lei n.º 306/2007, de 27 de agosto, alterado pelo Decreto-Lei n.º 152/2017, de 7 de dezembro, procedeu-se à verificação da qualidade da água da rede pública, através de análises periódicas na torneira do consumidor, segundo o Programa de Controlo da Qualidade da Água (PCQA) aprovado pela autoridade competente (ERSAR).


Parâmetro (unidades)	Valor Paramétrico (VP)		Valores obtidos		N.º Análises superiores VP	% Cumprimento do VP	N.º Análises (PCQA)		% Análises Realizadas
	VP	Unidade	Mínimo	Máximo			Previstas	Realizadas	
<i>Escherichia coli (E. Coli)</i>	0	N/100 ml	0	0	0	100%	3	3	100%
Bactérias coliformes	0	N/100 ml	0	0	0	100%	3	3	100%
Desinfetante residual	---	mg/l	0,95	1,1	---	---	3	3	100%
Cheiro a 25 °C	3	Fator de diluição	<1	<1	0	100%	1	1	100%
Sabor a 25 °C	3	Fator de diluição	<1	<1	0	100%	1	1	100%
pH	≥6,5 e ≤9,5	Unidades pH	7,2	7,2	0	100%	1	1	100%
Condutividade	2500	µS/cm a 20 °C	65,6	65,6	0	100%	1	1	100%
Cor	20	mg/l PtCo	<5,0	<5,0	0	100%	1	1	100%
Turvação	4	UNT	0,27	0,27	0	100%	1	1	100%
Enterococos	0	N/100 ml	0	0	0	100%	1	1	100%
Número de colónias a 22 °C	---	N/ml	N.D	N.D	---	---	1	1	100%
Número de colónias a 36 °C	---	N/ml	N.D	N.D	---	---	1	1	100%
Clostridium perfringens	0	N/100 ml	---	---	---	---	0	0	---
Alumínio	200	µg/L Al	---	---	---	---	0	0	---
Amónio	0,50	mg/l NH ₄	---	---	---	---	0	0	---
<i>Antimónio1</i>	<i>5,0</i>	<i>µg/l Sb</i>	---	---	---	---	<i>0</i>	<i>0</i>	---
<i>Arsénio1</i>	<i>10</i>	<i>µg/l As</i>	---	---	---	---	<i>0</i>	<i>0</i>	---
<i>Benzeno1</i>	<i>1</i>	<i>µg/l</i>	---	---	---	---	<i>0</i>	<i>0</i>	---
Benzo(a)pireno	0,010	µg/l	---	---	---	---	0	0	---
<i>Boro1</i>	<i>1</i>	<i>mg/l B</i>	---	---	---	---	<i>0</i>	<i>0</i>	---
<i>Bromatos1</i>	<i>10</i>	<i>µg/l BrO3</i>	---	---	---	---	<i>0</i>	<i>0</i>	---
<i>Cádmio1</i>	<i>5</i>	<i>µg/l Cd</i>	---	---	---	---	<i>0</i>	<i>0</i>	---
Cálcio	---	mg/l Ca	---	---	---	---	0	0	---
Carbono Orgânico Total (COT)	---	mg/l C	---	---	---	---	0	0	---
<i>Cianetos1</i>	<i>50</i>	<i>µg/l CN</i>	---	---	---	---	<i>0</i>	<i>0</i>	---
<i>Cloretos 1</i>	<i>250</i>	<i>mg/l Cl</i>	---	---	---	---	<i>0</i>	<i>0</i>	---
Cloritos	0,7	mg/l ClO ₂	---	---	---	---	0	0	---
Cloratos	0,7	mg/l ClO ₃	---	---	---	---	0	0	---
Chumbo	10	µg/l Pb	---	---	---	---	0	0	---
Cobre	2,0	mg/l Cu	---	---	---	---	0	0	---
Crómio	50	µg/l Cr	---	---	---	---	0	0	---
<i>1,2 – dicloroetano1</i>	<i>3</i>	<i>µg/l</i>	---	---	---	---	<i>0</i>	<i>0</i>	---
Dureza total	---	mg/l CaCO ₃	---	---	---	---	0	0	---
Ferro	200	µg/l Fe	---	---	---	---	0	0	---
<i>Fluoretos1</i>	<i>1,5</i>	<i>mg/l F</i>	---	---	---	---	<i>0</i>	<i>0</i>	---
Hidrocarbonetos Aromáticos Policíclicos (HAP):	0,10	µg/l	---	---	---	---	0	0	---
Benzo(b)fluoranteno	---	µg/l	---	---	---	---	0	0	---
Benzo(k)fluoranteno	---	µg/l	---	---	---	---	0	0	---
Benzo(ghi)perileno	---	µg/l	---	---	---	---	0	0	---
Indeno(1,2,3-cd)pireno	---	µg/l	---	---	---	---	0	0	---
Magnésio	---	mg/l Mg	---	---	---	---	0	0	---
Manganês	50	µg/l Mn	---	---	---	---	0	0	---
Nitratos	50	mg/l NO ₃	---	---	---	---	0	0	---
Nitritos	0,50	mg/l NO ₂	---	---	---	---	0	0	---
<i>Mercúrio1</i>	<i>1</i>	<i>µg/l Hg</i>	---	---	---	---	<i>0</i>	<i>0</i>	---
Níquel	20	µg/l Ni	---	---	---	---	0	0	---
Oxidabilidade	5,0	mg/l O ₂	---	---	---	---	0	0	---
<i>Pesticidas - total1</i>	<i>0,50</i>	<i>µg/l</i>	---	---	---	---	<i>0</i>	<i>0</i>	---
<i>MCPA</i>	<i>0,10</i>	<i>µg/l</i>	---	---	---	---	<i>0</i>	<i>0</i>	---
<i>Metalaxil</i>	<i>0,10</i>	<i>µg/l</i>	---	---	---	---	<i>0</i>	<i>0</i>	---
<i>Alacloro</i>	<i>0,10</i>	<i>µg/l</i>	---	---	---	---	<i>0</i>	<i>0</i>	---
<i>Terbutilazina</i>	<i>0,10</i>	<i>µg/l</i>	---	---	---	---	<i>0</i>	<i>0</i>	---
<i>Desetilterbutilazina</i>	<i>0,10</i>	<i>µg/l</i>	---	---	---	---	<i>0</i>	<i>0</i>	---
<i>2,4-D</i>	<i>0,10</i>	<i>µg/l</i>	---	---	---	---	<i>0</i>	<i>0</i>	---
<i>Imidaclopride</i>	<i>0,10</i>	<i>µg/l</i>	---	---	---	---	<i>0</i>	<i>0</i>	---
<i>Clorpirifos</i>	<i>0,10</i>	<i>µg/l</i>	---	---	---	---	<i>0</i>	<i>0</i>	---
<i>Diurão</i>	<i>0,10</i>	<i>µg/l</i>	---	---	---	---	<i>0</i>	<i>0</i>	---
<i>Selénio1</i>	<i>10</i>	<i>µg/l Se</i>	---	---	---	---	<i>0</i>	<i>0</i>	---
<i>Sódio1</i>	<i>200</i>	<i>mg/l Na</i>	---	---	---	---	<i>0</i>	<i>0</i>	---
<i>Sulfatos1</i>	<i>250</i>	<i>mg/l SO4</i>	---	---	---	---	<i>0</i>	<i>0</i>	---
<i>Tetracloroeteno e Tricloroeteno1:</i>	<i>10</i>	<i>µg/l</i>	---	---	---	---	<i>0</i>	<i>0</i>	---

 CÂMARA MUNICIPAL DE AGUIAR DA BEIRA	DADOS DO CONTROLO DA QUALIDADE DA ÁGUA PARA CONSUMO HUMANO NO CONCELHO DE AGUIAR DA BEIRA	1.º TRIMESTRE (1 de janeiro a 31 de março)
	ZONA DE ABASTECIMENTO: DORNELAS	2023

Em conformidade com o Decreto-Lei n.º 306/2007, de 27 de agosto, alterado pelo Decreto-Lei n.º 152/2017, de 7 de dezembro, procedeu-se à verificação da qualidade da água da rede pública, através de análises periódicas na torneira do consumidor, segundo o Programa de Controlo da Qualidade da Água (PCQA) aprovado pela autoridade competente (ERSAR).


Parâmetro (unidades)	Valor Paramétrico (VP)		Valores obtidos		N.º Análises superiores VP	% Cumprimento do VP	N.º Análises (PCQA)		% Análises Realizadas
	VP	Unidade	Mínimo	Máximo			Previstas	Realizadas	
<i>Tetracloroetano1</i>	---	µg/l	---	---	---	---	0	0	---
<i>Tricloroetano1</i>	---	µg/l	---	---	---	---	0	0	---
Trihalometanos - total (THM):	100	µg/l	---	---	---	---	0	0	---
Clorofórmio	---	µg/l	---	---	---	---	0	0	---
Bromofórmio	---	µg/l	---	---	---	---	0	0	---
Bromodiclorometano	---	µg/l	---	---	---	---	0	0	---
Dibromoclorometano	---	µg/l	---	---	---	---	0	0	---
<i>Dose indicativa 1</i>	0,1	mSv	---	---	---	---	0	0	---
<i>Alfa-Total (nível de verificação)1</i>	0,1	Bq/l	---	---	---	---	0	0	---
<i>Beta-Total (nível de verificação)1</i>	1,00	Bq/l	---	---	---	---	0	0	---
Radão	500	Bq/l	---	---	---	---	0	0	---

NOTA 1: Parâmetro analisado pela entidade gestora em alta (Águas do Vale do Tejo)				
No período em causa foram verificados incumprimentos aos valores paramétricos				
Parâmetro	Data da colheita	Causas Incumprimento	Análises Verificação (A.V.)	Medida tomadas ou a implementar
Responsável:			Data da publicitação: 26/05/2023	

 CÂMARA MUNICIPAL DE AGUIAR DA BEIRA	DADOS DO CONTROLO DA QUALIDADE DA ÁGUA PARA CONSUMO HUMANO NO CONCELHO DE AGUIAR DA BEIRA	1.º TRIMESTRE (1 de janeiro a 31 de março)
	ZONA DE ABASTECIMENTO: FEITAIS	2023

Em conformidade com o Decreto-Lei n.º 306/2017, de 27 de agosto, alterado pelo Decreto-Lei n.º 152/2007, de 7 de dezembro, procedeu-se à verificação da qualidade da água da rede pública, através de análises periódicas na torneira do consumidor, segundo o Programa de Controlo da Qualidade da Água (PCQA) aprovado pela autoridade competente (ERSAR).


Parâmetro (unidades)	Valor Paramétrico (VP)		Valores obtidos		N.º Análises superiores VP	% Cumprimento do VP	N.º Análises (PCQA)		% Análises Realizadas
	VP	Unidade	Mínimo	Máximo			Previstas	Realizadas	
<i>Escherichia coli</i> (<i>E. Coli</i>)	0	N/100 ml	0	0	0	100%	2	2	100%
Bactérias coliformes	0	N/100 ml	0	0	0	100%	2	2	100%
Desinfetante residual	---	mg/l	0,20	0,25	---	---	2	2	100%
Cheiro a 25 °C	3	Fator de diluição	---	---	---	---	0	0	---
Sabor a 25 °C	3	Fator de diluição	---	---	---	---	0	0	---
pH	≥6,5 e ≤9,5	Unidades pH	---	---	---	---	0	0	---
Condutividade	2500	µS/cm a 20 °C	---	---	---	---	0	0	---
Cor	20	mg/l PtCo	---	---	---	---	0	0	---
Turvação	4	UNT	---	---	---	---	0	0	---
Enterococos	0	N/100 ml	---	---	---	---	0	0	---
Número de colónias a 22 °C	---	N/ml	---	---	---	---	0	0	---
Número de colónias a 36 °C	---	N/ml	---	---	---	---	0	0	---
<i>Clostridium perfringens</i>	0	N/100 ml	---	---	---	---	0	0	---
Alumínio	200	µg/L Al	---	---	---	---	0	0	---
Amónio	0,50	mg/l NH ₄	---	---	---	---	0	0	---
Antimónio	5,0	µg/l Sb	---	---	---	---	0	0	---
Arsénio	10	µg/l As	---	---	---	---	0	0	---
Benzeno	1,0	µg/l	---	---	---	---	0	0	---
Benzo(a)pireno	0,010	µg/l	---	---	---	---	0	0	---
Boro	1,0	mg/l B	---	---	---	---	0	0	---
Bromatos	10	µg/l BrO ₃	---	---	---	---	0	0	---
Cádmio	5,0	µg/l Cd	---	---	---	---	0	0	---
Cálcio	---	mg/l Ca	---	---	---	---	0	0	---
Carbono Orgânico Total (COT)	---	mg/l C	---	---	---	---	0	0	---
Cianetos	50	µg/l CN	---	---	---	---	0	0	---
Cloretos	250	mg/l Cl	---	---	---	---	0	0	---
Cloritos	0,7	mg/l ClO ₂	---	---	---	---	0	0	---
Cloratos	0,7	mg/l ClO ₃	---	---	---	---	0	0	---
Chumbo	10	µg/l Pb	---	---	---	---	0	0	---
Cobre	2,0	mg/l Cu	---	---	---	---	0	0	---
Crómio	50	µg/l Cr	---	---	---	---	0	0	---
1,2 – dicloroetano	3,0	µg/l	---	---	---	---	0	0	---
Dureza total	---	mg/l CaCO ₃	---	---	---	---	0	0	---
Ferro	200	µg/l Fe	---	---	---	---	0	0	---
Fluoretos	1,5	mg/l F	---	---	---	---	0	0	---
Hidrocarbonetos Aromáticos Policíclicos (HAP):	0,10	µg/l	---	---	---	---	0	0	---
Benzo(b)fluoranteno	---	µg/l	---	---	---	---	0	0	---
Benzo(k)fluoranteno	---	µg/l	---	---	---	---	0	0	---
Benzo(ghi)perileno	---	µg/l	---	---	---	---	0	0	---
Indeno(1,2,3-cd)pireno	---	µg/l	---	---	---	---	0	0	---
Magnésio	---	mg/l Mg	---	---	---	---	0	0	---
Manganês	50	µg/l Mn	---	---	---	---	0	0	---
Nitratos ¹	50	mg/l NO ₃	---	---	---	---	0	0	---
Nitritos	0,50	mg/l NO ₂	---	---	---	---	0	0	---
Mercúrio	1,0	µg/l Hg	---	---	---	---	0	0	---
Níquel	20	µg/l Ni	---	---	---	---	0	0	---
Oxidabilidade	5,0	mg/l O ₂	---	---	---	---	0	0	---
Pesticidas - total	0,50	µg/l	---	---	---	---	0	0	---
MCPA	0,10	µg/l	---	---	---	---	0	0	---
Metalaxil Imidaclopride	0,10	µg/l	---	---	---	---	0	0	---
Alacloro	0,10	µg/l	---	---	---	---	0	0	---
Terbutilazina	0,10	µg/l	---	---	---	---	0	0	---
Desetilterbutilazina	0,10	µg/l	---	---	---	---	0	0	---
2,4-D	0,10	µg/l	---	---	---	---	0	0	---
Imidaclopride	0,10	µg/l	---	---	---	---	0	0	---
Clorpirifos	0,10	µg/l	---	---	---	---	0	0	---
Diurão	0,10	µg/l	---	---	---	---	0	0	---
Selénio	10	µg/l Se	---	---	---	---	0	0	---
Sódio	200	mg/l Na	---	---	---	---	0	0	---
Sulfatos	250	mg/l SO ₄	---	---	---	---	0	0	---

 CÂMARA MUNICIPAL DE AGUIAR DA BEIRA	DADOS DO CONTROLO DA QUALIDADE DA ÁGUA PARA CONSUMO HUMANO NO CONCELHO DE AGUIAR DA BEIRA	1.º TRIMESTRE (1 de janeiro a 31 de março)
	ZONA DE ABASTECIMENTO: FEITAIS	2023

Em conformidade com o Decreto-Lei n.º 306/2017, de 27 de agosto, alterado pelo Decreto-Lei n.º 152/2007, de 7 de dezembro, procedeu-se à verificação da qualidade da água da rede pública, através de análises periódicas na torneira do consumidor, segundo o Programa de Controlo da Qualidade da Água (PCQA) aprovado pela autoridade competente (ERSAR).


Parâmetro (unidades)	Valor Paramétrico (VP)		Valores obtidos		N.º Análises superiores VP	% Cumprimento do VP	N.º Análises (PCQA)		% Análises Realizadas
	VP	Unidade	Mínimo	Máximo			Previstas	Realizadas	
Tetracloroeteno e Tricloroeteno:	10	µg/l	---	---	---	---	0	0	---
Tetracloroeteno	---	µg/l	---	---	---	---	0	0	---
Tricloroeteno	---	µg/l	---	---	---	---	0	0	---
Trihalometanos - total (THM):	100	µg/l	---	---	---	---	0	0	---
Clorofórmio	---	µg/l	---	---	---	---	0	0	---
Bromofórmio	---	µg/l	---	---	---	---	0	0	---
Bromodiclorometano	---	µg/l	---	---	---	---	0	0	---
Dibromoclorometano	---	µg/l	---	---	---	---	0	0	---
Dose indicativa	0,10	mSv	---	---	---	---	0	0	---
Alfa-Total (nível de verificação)	0,1	Bq/l	---	---	---	---	0	0	---
Beta-Total (nível de verificação)	1,00	Bq/l	---	---	---	---	0	0	---
Radão	500	Bq/l	---	---	---	---	0	0	---


No período em causa não foram verificados incumprimentos aos valores paramétricos				
Parâmetro	Data da colheita	Causas Incumprimento	Análises Verificação (A.V.)	Medida tomadas ou a implementar
Responsável:			Data da publicitação: 26/05/2023	

 CÂMARA MUNICIPAL DE AGUIAR DA BEIRA	DADOS DO CONTROLO DA QUALIDADE DA ÁGUA PARA CONSUMO HUMANO NO CONCELHO DE AGUIAR DA BEIRA	1.º TRIMESTRE (1 de janeiro a 31 de março)
	ZONA DE ABASTECIMENTO: FONTE ARCADINHA	2023

Em conformidade com o Decreto-Lei n.º 306/2007, de 27 de agosto, alterado pelo Decreto-Lei n.º 152/2017, de 7 de dezembro, procedeu-se à verificação da qualidade da água da rede pública, através de análises periódicas na torneira do consumidor, segundo o Programa de Controlo da Qualidade da Água (PCQA) aprovado pela autoridade competente (ERSAR).


Parâmetro (unidades)	Valor Paramétrico (VP)		Valores obtidos		N.º Análises superiores VP	Cumprimento do VP	N.º Análises (PCQA)		Análises Realizadas
	VP	Unidade	Mínimo	Máximo			Previstas	Realizadas	
<i>Escherichia coli</i> (<i>E. Coli</i>)	0	N/100 ml	0	0	0	100%	1	1	100%
Bactérias coliformes	0	N/100 ml	0	0	0	100%	1	1	100%
Desinfetante residual	---	mg/l	0,45	0,45	---	---	1	1	100%
Cheiro a 25 °C	3	Fator de diluição	<1	<1	0	100%	1	1	100%
Sabor a 25 °C	3	Fator de diluição	<1	<1	0	100%	1	1	100%
pH	≥6,5 e ≤9,5	Unidades pH	6,6	6,6	0	100%	1	1	100%
Condutividade	2500	µS/cm a 20 °C	103	103	0	100%	1	1	100%
Cor	20	mg/l PtCo	<5,0	<5,0	0	100%	1	1	100%
Turvação	4	UNT	<0,20	<0,20	0	100%	1	1	100%
Enterococos	0	N/100 ml	0	0	0	100%	1	1	100%
Número de colónias a 22 °C	---	N/ml	N.D.	N.D.	---	---	1	1	100%
Número de colónias a 36 °C	---	N/ml	N.D.	N.D.	---	---	1	1	100%
<i>Clostridium perfringens</i>	0	N/100 ml	---	---	---	---	0	0	---
Alumínio	200	µg/L Al	---	---	---	---	0	0	---
Amónio	0,50	mg/l NH ₄	---	---	---	---	0	0	---
Antimónio	5,0	µg/l Sb	---	---	---	---	0	0	---
Arsénio	10	µg/l As	---	---	---	---	0	0	---
Benzeno	1,0	µg/l	---	---	---	---	0	0	---
Benzo(a)pireno	0,010	µg/l	---	---	---	---	0	0	---
Boro	1,0	mg/l B	---	---	---	---	0	0	---
Bromatos	10	µg/l BrO ₃	---	---	---	---	0	0	---
Cádmio	5,0	µg/l Cd	---	---	---	---	0	0	---
Cálcio	---	mg/l Ca	---	---	---	---	0	0	---
Carbono Orgânico Total (COT)	---	mg/l C	---	---	---	---	0	0	---
Cianetos	50	µg/l CN	---	---	---	---	0	0	---
Cloretos	250	mg/l Cl	---	---	---	---	0	0	---
Cloritos	0,7	mg/l ClO ₂	---	---	---	---	0	0	---
Cloratos	0,7	mg/l ClO ₃	---	---	---	---	0	0	---
Chumbo	10	µg/l Pb	---	---	---	---	0	0	---
Cobre	2,0	mg/l Cu	---	---	---	---	0	0	---
Crómio	50	µg/l Cr	---	---	---	---	0	0	---
1,2 – dicloroetano	3,0	µg/l	---	---	---	---	0	0	---
Dureza total	---	mg/l CaCO ₃	---	---	---	---	0	0	---
Ferro	200	µg/l Fe	---	---	---	---	0	0	---
Fluoretos	1,5	mg/l F	---	---	---	---	0	0	---
Hidrocarbonetos Aromáticos Policíclicos (HAP):	0,10	µg/l	---	---	---	---	0	0	---
Benzo(b)fluoranteno	---	µg/l	---	---	---	---	0	0	---
Benzo(k)fluoranteno	---	µg/l	---	---	---	---	0	0	---
Benzo(ghi)perileno	---	µg/l	---	---	---	---	0	0	---
Indeno(1,2,3-cd)pireno	---	µg/l	---	---	---	---	0	0	---
Magnésio	---	mg/l Mg	---	---	---	---	0	0	---
Manganês	50	µg/l Mn	19	19	0	100%	1	1	100%
Nitratos	50	mg/l NO ₃	28	28	0	100%	1	1	100%
Nitritos	0,50	mg/l NO ₂	---	---	---	---	0	0	---
Mercúrio	1,0	µg/l Hg	---	---	---	---	0	0	---
Níquel	20	µg/l Ni	---	---	---	---	0	0	---
Oxidabilidade	5,0	mg/l O ₂	---	---	---	---	0	0	---
Pesticidas - total	0,50	µg/l	---	---	---	---	0	0	---
MCPA	0,10	µg/l	---	---	---	---	0	0	---
Metalaxil Imidaclopride	0,10	µg/l	---	---	---	---	0	0	---
Alacloro	0,10	µg/l	---	---	---	---	0	0	---
Terbutilazina	0,10	µg/l	---	---	---	---	0	0	---
Desetilterbutilazina	0,10	µg/l	---	---	---	---	0	0	---
2,4-D	0,10	µg/l	---	---	---	---	0	0	---
Imidaclopride	0,10	µg/l	---	---	---	---	0	0	---
Clorpirifos	0,10	µg/l	---	---	---	---	0	0	---
Diurão	0,10	µg/l	---	---	---	---	0	0	---
Selénio	10	µg/l Se	---	---	---	---	0	0	---
Sódio	200	mg/l Na	---	---	---	---	0	0	---
Sulfatos	250	mg/l SO ₄	---	---	---	---	0	0	---

 CÂMARA MUNICIPAL DE AGUIAR DA BEIRA	DADOS DO CONTROLO DA QUALIDADE DA ÁGUA PARA CONSUMO HUMANO NO CONCELHO DE AGUIAR DA BEIRA						1.º TRIMESTRE (1 de janeiro a 31 de março)		
	ZONA DE ABASTECIMENTO: FONTE ARCADINHA						2023		
Em conformidade com o Decreto-Lei n.º 306/2007, de 27 de agosto, alterado pelo Decreto-Lei n.º 152/2017, de 7 de dezembro, procedeu-se à verificação da qualidade da água da rede pública, através de análises periódicas na torneira do consumidor, segundo o Programa de Controlo da Qualidade da Água (PCQA) aprovado pela autoridade competente (ERSAR).									
Parâmetro (unidades)	Valor Paramétrico (VP)		Valores obtidos		N.º Análises superiores VP	% Cumprimento do VP	N.º Análises (PCQA)		% Análises Realizadas
	VP	Unidade	Mínimo	Máximo			Previstas	Realizadas	
Tetracloroeteno e Tricloroeteno:	10	µg/l	---	---	---	---	0	0	---
Tetracloroeteno	---	µg/l	---	---	---	---	0	0	---
Tricloroeteno	---	µg/l	---	---	---	---	0	0	---
Trihalometanos - total (THM):	100	µg/l	---	---	---	---	0	0	---
Clorofórmio	---	µg/l	---	---	---	---	0	0	---
Bromofórmio	---	µg/l	---	---	---	---	0	0	---
Bromodiclorometano	---	µg/l	---	---	---	---	0	0	---
Dibromoclorometano	---	µg/l	---	---	---	---	0	0	---
Dose indicativa	0,10	mSv	---	---	---	---	0	0	---
Alfa-Total (nível de verificação)	0,1	Bq/l	---	---	---	---	0	0	---
Beta-Total (nível de verificação)	1,00	Bq/l	---	---	---	---	0	0	---
Radão	500	Bq/l	296	296	0	100%	1	1	100%
No período em causa foram verificados incumprimentos aos valores paramétricos									
Parâmetro	Data da colheita	Causas Incumprimento			Análises Verificação (A.V.)	Medida tomadas ou a implementar			
Responsável:					Data da publicitação: 26/05/2023				

 CÂMARA MUNICIPAL DE AGUIAR DA BEIRA	DADOS DO CONTROLO DA QUALIDADE DA ÁGUA PARA CONSUMO HUMANO NO CONCELHO DE AGUIAR DA BEIRA	1.º TRIMESTRE (1 de janeiro a 31 de março)
	ZONA DE ABASTECIMENTO: FORNINHOS	2023

Em conformidade com o Decreto-Lei n.º 306/2007, de 27 de agosto, alterado pelo Decreto-Lei n.º 152/2017, de 7 de dezembro, procedeu-se à verificação da qualidade da água da rede pública, através de análises periódicas na torneira do consumidor, segundo o Programa de Controlo da Qualidade da Água (PCQA) aprovado pela autoridade competente (ERSAR).

Parâmetro (unidades)	Valor Paramétrico (VP)		Valores obtidos		N.º Análises superiores VP	% Cumprimento do VP	N.º Análises (PCQA)		% Análises Realizadas
	VP	Unidade	Mínimo	Máximo			Previstas	Realizadas	
<i>Escherichia coli</i> (<i>E. Coli</i>)	0	N/100 ml	0	0	0	100%	2	2	100%
Bactérias coliformes	0	N/100 ml	0	0	0	100%	2	2	100%
Desinfetante residual	---	mg/l	<0,05	0,24	---	---	2	2	100%
Cheiro a 25 °C	3	Fator de diluição	---	---	---	---	0	0	---
Sabor a 25 °C	3	Fator de diluição	---	---	---	---	0	0	---
pH	≥6,5 e ≤9,5	Unidades pH	---	---	---	---	0	0	---
Condutividade	2500	µS/cm a 20 °C	---	---	---	---	0	0	---
Cor	20	mg/l PtCo	---	---	---	---	0	0	---
Turvação	4	UNT	---	---	---	---	0	0	---
Enterococos	0	N/100 ml	---	---	---	---	0	0	---
Número de colónias a 22 °C	---	N/ml	---	---	---	---	0	0	---
Número de colónias a 36 °C	---	N/ml	---	---	---	---	0	0	---
<i>Clostridium perfringens</i>	0	N/100 ml	---	---	---	---	0	0	---
Alumínio	200	µg/L Al	---	---	---	---	0	0	---
Amónio	0,50	mg/l NH ₄	---	---	---	---	0	0	---
Antimónio	5,0	µg/l Sb	---	---	---	---	0	0	---
Arsénio	10	µg/l As	---	---	---	---	0	0	---
Benzeno	1,0	µg/l	---	---	---	---	0	0	---
Benzo(a)pireno	0,010	µg/l	---	---	---	---	0	0	---
Boro	1,0	mg/l B	---	---	---	---	0	0	---
Bromatos	10	µg/l BrO ₃	---	---	---	---	0	0	---
Cádmio	5,0	µg/l Cd	---	---	---	---	0	0	---
Cálcio	---	mg/l Ca	---	---	---	---	0	0	---
Carbono Orgânico Total (COT)	---	mg/l C	---	---	---	---	0	0	---
Cianetos	50	µg/l CN	---	---	---	---	0	0	---
Cloretos	250	mg/l Cl	---	---	---	---	0	0	---
Cloritos	0,7	mg/l ClO ₂	---	---	---	---	0	0	---
Cloratos	0,7	mg/l ClO ₃	---	---	---	---	0	0	---
Chumbo	10	µg/l Pb	---	---	---	---	0	0	---
Cobre	2,0	mg/l Cu	---	---	---	---	0	0	---
Crómio	50	µg/l Cr	---	---	---	---	0	0	---
1,2 – dicloroetano	3,0	µg/l	---	---	---	---	0	0	---
Dureza total	---	mg/l CaCO ₃	---	---	---	---	0	0	---
Ferro	200	µg/l Fe	---	---	---	---	0	0	---
Fluoretos	1,5	mg/l F	---	---	---	---	0	0	---
Hidrocarbonetos Aromáticos Policíclicos (HAP):	0,10	µg/l	---	---	---	---	0	0	---
Benzo(b)fluoranteno	---	µg/l	---	---	---	---	0	0	---
Benzo(k)fluoranteno	---	µg/l	---	---	---	---	0	0	---
Benzo(ghi)perileno	---	µg/l	---	---	---	---	0	0	---
Indeno(1,2,3-cd)pireno	---	µg/l	---	---	---	---	0	0	---
Magnésio	---	mg/l Mg	---	---	---	---	0	0	---
Manganês	50	µg/l Mn	---	---	---	---	0	0	---
Nitratos	50	mg/l NO ₃	---	---	---	---	0	0	---
Nitritos	0,50	mg/l NO ₂	---	---	---	---	0	0	---
Mercúrio	1,0	µg/l Hg	---	---	---	---	0	0	---
Níquel	20	µg/l Ni	---	---	---	---	0	0	---
Oxidabilidade	5,0	mg/l O ₂	---	---	---	---	0	0	---
Pesticidas - total	0,50	µg/l	---	---	---	---	0	0	---
MCPA	0,10	µg/l	---	---	---	---	0	0	---
Metalaxil Imidaclopride	0,10	µg/l	---	---	---	---	0	0	---
Alacloro	0,10	µg/l	---	---	---	---	0	0	---
Terbutilazina	0,10	µg/l	---	---	---	---	0	0	---
Desetilterbutilazina	0,10	µg/l	---	---	---	---	0	0	---
2,4-D	0,10	µg/l	---	---	---	---	0	0	---
Imidaclopride	0,10	µg/l	---	---	---	---	0	0	---
Clorpirifos	0,10	µg/l	---	---	---	---	0	0	---
Diurão	0,10	µg/l	---	---	---	---	0	0	---
Selénio	10	µg/l Se	---	---	---	---	0	0	---
Sódio	200	mg/l Na	---	---	---	---	0	0	---
Sulfatos	250	mg/l SO ₄	---	---	---	---	0	0	---

 CÂMARA MUNICIPAL DE AGUIAR DA BEIRA	DADOS DO CONTROLO DA QUALIDADE DA ÁGUA PARA CONSUMO HUMANO NO CONCELHO DE AGUIAR DA BEIRA						1.º TRIMESTRE (1 de janeiro a 31 de março)	
	ZONA DE ABASTECIMENTO: FORNINHOS						2023	


Em conformidade com o Decreto-Lei n.º 306/2007, de 27 de agosto, alterado pelo Decreto-Lei n.º 152/2017, de 7 de dezembro, procedeu-se à verificação da qualidade da água da rede pública, através de análises periódicas na torneira do consumidor, segundo o Programa de Controlo da Qualidade da Água (PCQA) aprovado pela autoridade competente (ERSAR).

Parâmetro (unidades)	Valor Paramétrico (VP)		Valores obtidos		N.º Análises superiores VP	% Cumprimento do VP	N.º Análises (PCQA)		% Análises Realizadas
	VP	Unidade	Mínimo	Máximo			Previstas	Realizadas	
Tetracloroeteno e Tricloroeteno:	10	µg/l	---	---	---	---	0	0	---
Tetracloroeteno	---	µg/l	---	---	---	---	0	0	---
Tricloroeteno	---	µg/l	---	---	---	---	0	0	---
Trihalometanos - total (THM):	100	µg/l	---	---	---	---	0	0	---
Clorofórmio	---	µg/l	---	---	---	---	0	0	---
Bromofórmio	---	µg/l	---	---	---	---	0	0	---
Bromodiclorometano	---	µg/l	---	---	---	---	0	0	---
Dibromoclorometano	---	µg/l	---	---	---	---	0	0	---
Dose indicativa Total (cálculo)	0,10	mSv/ano	---	---	---	---	0	0	---
Polónio 210	---	Bq/l	---	---	---	---	0	0	---
Rádio 226	---	Bq/l	---	---	---	---	0	0	---
Urânio 234	---	Bq/l	---	---	---	---	0	0	---
Urânio 238	---	Bq/l	---	---	---	---	0	0	---
Alfa-Total (nível de verificação)	0,1	Bq/l	---	---	---	---	0	0	---
Beta-Total (nível de verificação)	1,00	Bq/l	---	---	---	---	0	0	---
Radão	500	Bq/l	---	---	---	---	0	0	---

No período em causa não foram verificados incumprimentos aos valores paramétricos


Parâmetro	Data da colheita	Causas Incumprimento	Análises Verificação (A.V.)	Medida tomadas ou a implementar

Responsável:	Data da publicitação: 26/05/2023
--------------	----------------------------------

 CÂMARA MUNICIPAL DE AGUIAR DA BEIRA	DADOS DO CONTROLO DA QUALIDADE DA ÁGUA PARA CONSUMO HUMANO NO CONCELHO DE AGUIAR DA BEIRA	1.º TRIMESTRE (1 de janeiro a 31 de março)
	ZONA DE ABASTECIMENTO: PEROFERREIRO (Peroferreiro e Lezíria)	2023

Em conformidade com o Decreto-Lei n.º 306/2007, de 27 de agosto, alterado pelo Decreto-Lei n.º 152/2017, de 7 de dezembro, procedeu-se à verificação da qualidade da água da rede pública, através de análises periódicas na torneira do consumidor, segundo o Programa de Controlo da Qualidade da Água (PCQA) aprovado pela autoridade competente (ERSAR).

Parâmetro (unidades)	Valor Paramétrico (VP)		Valores obtidos		N.º Análises superiores VP	% Cumprimento do VP	N.º Análises (PCQA)		% Análises Realizadas
	VP	Unidade	Mínimo	Máximo			Previstas	Realizadas	
<i>Escherichia coli</i> (E. Coli)	0	N/100 ml	0	0	0	100%	1	1	100%
Bactérias coliformes	0	N/100 ml	0	0	0	100%	1	1	100%
Desinfetante residual	---	mg/l	<0,05	<0,05	---	---	1	1	100%
Cheiro a 25 °C	3	Fator de diluição	<1	<1	0	100%	1	1	100%
Sabor a 25 °C	3	Fator de diluição	<1	<1	0	100%	1	1	100%
pH	≥6,5 e ≤9,5	Unidades pH	7,2	7,2	0	100%	1	1	100%
Condutividade	2500	µS/cm a 20 °C	69,4	69,4	0	100%	1	1	100%
Cor	20	mg/l PtCo	<5,0	<5,0	0	100%	1	1	100%
Turvação	4	UNT	0,74	0,74	0	100%	1	1	100%
Enterococos	0	N/100 ml	0	0	0	100%	1	1	100%
Número de colónias a 22 °C	---	N/ml	N.D.	N.D.	---	---	1	1	100%
Número de colónias a 36 °C	---	N/ml	N.D.	N.D.	---	---	1	1	100%
<i>Clostridium perfringens</i>	0	N/100 ml	---	---	---	---	0	0	---
Alumínio	200	µg/L Al	110	110	0	100%	1	1	100%
Amónio	0,50	mg/l NH ₄	---	---	---	---	0	0	---
Antimónio	5,0	µg/l Sb	---	---	---	---	0	0	---
Arsénio	10	µg/l As	---	---	---	---	0	0	---
Benzeno	1,0	µg/l	---	---	---	---	0	0	---
Benzo(a)pireno	0,010	µg/l	---	---	---	---	0	0	---
Boro	1,0	mg/l B	---	---	---	---	0	0	---
Bromatos	10	µg/l BrO ₃	---	---	---	---	0	0	---
Cádmio	5,0	µg/l Cd	---	---	---	---	0	0	---
Cálcio	---	mg/l Ca	---	---	---	---	0	0	---
Carbono Orgânico Total (COT)	---	mg/l C	---	---	---	---	0	0	---
Cianetos	50	µg/l CN	---	---	---	---	0	0	---
Cloretos	250	mg/l Cl	---	---	---	---	0	0	---
Cloritos	0,7	mg/l ClO ₂	---	---	---	---	0	0	---
Cloratos	0,7	mg/l ClO ₃	---	---	---	---	0	0	---
Chumbo	10	µg/l Pb	---	---	---	---	0	0	---
Cobre	2,0	mg/l Cu	---	---	---	---	0	0	---
Crómio	50	µg/l Cr	---	---	---	---	0	0	---
1,2 – dicloroetano	3,0	µg/l	---	---	---	---	0	0	---
Dureza total	---	mg/l CaCO ₃	---	---	---	---	0	0	---
Ferro	200	µg/l Fe	---	---	---	---	0	0	---
Fluoretos	1,5	mg/l F	---	---	---	---	0	0	---
Hidrocarbonetos Aromáticos Policíclicos (HAP):	0,10	µg/l	---	---	---	---	0	0	---
Benzo(b)fluoranteno	---	µg/l	---	---	---	---	0	0	---
Benzo(k)fluoranteno	---	µg/l	---	---	---	---	0	0	---
Benzo(ghi)perileno	---	µg/l	---	---	---	---	0	0	---
Indeno(1,2,3-cd)pireno	---	µg/l	---	---	---	---	0	0	---
Magnésio	---	mg/l Mg	---	---	---	---	0	0	---
Manganês	50	µg/l Mn	---	---	---	---	0	0	---
Nitratos ¹	50	mg/l NO ₃	---	---	---	---	0	0	---
Nitritos	0,50	mg/l NO ₂	---	---	---	---	0	0	---
Mercúrio	1,0	µg/l Hg	---	---	---	---	0	0	---
Níquel	20	µg/l Ni	---	---	---	---	0	0	---
Oxidabilidade	5,0	mg/l O ₂	<1,0	<1,0	0	100%	1	1	100%
Pesticidas - total	0,50	µg/l	---	---	---	---	0	0	---
MCPA	0,10	µg/l	---	---	---	---	0	0	---
Metalaxil Imidaclopride	0,10	µg/l	---	---	---	---	0	0	---
Alacloro	0,10	µg/l	---	---	---	---	0	0	---
Terbutilazina	0,10	µg/l	---	---	---	---	0	0	---
Desetilterbutilazina	0,10	µg/l	---	---	---	---	0	0	---
2,4-D	0,10	µg/l	---	---	---	---	0	0	---
Imidaclopride	0,10	µg/l	---	---	---	---	0	0	---
Clorpirifos	0,10	µg/l	---	---	---	---	0	0	---
Diurão	0,10	µg/l	---	---	---	---	0	0	---
Selénio	10	µg/l Se	---	---	---	---	0	0	---
Sódio	200	mg/l Na	---	---	---	---	0	0	---
Sulfatos	250	mg/l SO ₄	---	---	---	---	0	0	---

 CÂMARA MUNICIPAL DE AGUIAR DA BEIRA	DADOS DO CONTROLO DA QUALIDADE DA ÁGUA PARA CONSUMO HUMANO NO CONCELHO DE AGUIAR DA BEIRA						1.º TRIMESTRE (1 de janeiro a 31 de março)	
	ZONA DE ABASTECIMENTO: PEROFERREIRO (Peroferreiro e Lezíria)						2023	


Em conformidade com o Decreto-Lei n.º 306/2007, de 27 de agosto, alterado pelo Decreto-Lei n.º 152/2017, de 7 de dezembro, procedeu-se à verificação da qualidade da água da rede pública, através de análises periódicas na torneira do consumidor, segundo o Programa de Controlo da Qualidade da Água (PCQA) aprovado pela autoridade competente (ERSAR).


Parâmetro (unidades)	Valor Paramétrico (VP)		Valores obtidos		N.º Análises superiores VP	% Cumprimento do VP	N.º Análises (PCQA)		% Análises Realizadas
	VP	Unidade	Mínimo	Máximo			Previstas	Realizadas	
Tetracloroeteno e Tricloroeteno:	10	µg/l	---	---	---	---	0	0	---
Tetracloroeteno	---	µg/l	---	---	---	---	0	0	---
Tricloroeteno	---	µg/l	---	---	---	---	0	0	---
Trihalometanos - total (THM):	100	µg/l	---	---	---	---	0	0	---
Clorofórmio	---	µg/l	---	---	---	---	0	0	---
Bromofórmio	---	µg/l	---	---	---	---	0	0	---
Bromodiclorometano	---	µg/l	---	---	---	---	0	0	---
Dibromoclorometano	---	µg/l	---	---	---	---	0	0	---
Dose indicativa	0,10	mSv	---	---	---	---	0	0	---
Alfa-Total (nível de verificação)	0,1	Bq/l	---	---	---	---	0	0	---
Beta-Total (nível de verificação)	1,00	Bq/l	---	---	---	---	0	0	---
Radão	500	Bq/l	---	---	---	---	0	0	---

No período em causa não foram verificados incumprimentos aos valores paramétricos

Parâmetro	Data da colheita	Causas Incumprimento	Análises Verificação (A.V.)	Medida tomadas ou a implementar

Responsável:	Data da publicitação: 26/05/2023
--------------	----------------------------------

 <div>CÂMARA MUNICIPAL DE AGUIAR DA BEIRA</div>	DADOS DO CONTROLO DA QUALIDADE DA ÁGUA PARA CONSUMO HUMANO NO CONCELHO DE AGUIAR DA BEIRA						1.º TRIMESTRE (1 de janeiro a 31 de março)		
	ZONA DE ABASTECIMENTO: QUINTA DAS LAMEIRAS/QUINTA DOS CÊPOS (Quinta das Lameiras, Quinta dos Cêpos e Quinta dos Matos)						2023		
	Em conformidade com o Decreto-Lei n.º 306/2007, de 27 de agosto, alterado pelo Decreto-Lei n.º 152/2017, de 7 de dezembro, procedeu-se à verificação da qualidade da água da rede pública, através de análises periódicas na torneira do consumidor, segundo o Programa de Controlo da Qualidade da Água (PCQA) aprovado pela autoridade competente (ERSAR).								
Parâmetro (unidades)	Valor Paramétrico (VP)		Valores obtidos		N.º Análises superiores VP	Cumprimento do VP	N.º Análises (PCQA)		Análises Realizadas
	VP	Unidade	Mínimo	Máximo			Previstas	Realizadas	
Escherichia coli (E. Coli)	0	N/100 ml	0	0	0	100%	2	2	100%
Bactérias coliformes	0	N/100 ml	0	0	0	100%	2	2	100%
Desinfetante residual	---	mg/l	0,08	0,29	---	---	2	2	100%
Cheiro a 25 °C	3	Fator de diluição	---	---	---	---	0	0	---
Sabor a 25 °C	3	Fator de diluição	---	---	---	---	0	0	---
pH	≥6,5 e ≤9,5	Unidades pH	---	---	---	---	0	0	---
Condutividade	2500	µS/cm a 20 °C	---	---	---	---	0	0	---
Cor	20	mg/l PtCo	---	---	---	---	0	0	---
Turvação	4	UNT	---	---	---	---	0	0	---
Enterococos	0	N/100 ml	---	---	---	---	0	0	---
Número de colónias a 22 °C	---	N/ml	---	---	---	---	0	0	---
Número de colónias a 36 °C	---	N/ml	---	---	---	---	0	0	---
Clostridium perfringens	0	N/100 ml	---	---	---	---	0	0	---
Alumínio	200	µg/L Al	---	---	---	---	0	0	---
Amónio	0,50	mg/l NH ₄	---	---	---	---	0	0	---
Antimónio	5,0	µg/l Sb	---	---	---	---	0	0	---
Arsénio	10	µg/l As	---	---	---	---	0	0	---
Benzeno	1,0	µg/l	---	---	---	---	0	0	---
Benzo(a)pireno	0,010	µg/l	---	---	---	---	0	0	---
Boro	1,0	mg/l B	---	---	---	---	0	0	---
Bromatos	10	µg/l BrO ₃	---	---	---	---	0	0	---
Cádmio	5,0	µg/l Cd	---	---	---	---	0	0	---
Cálcio	---	mg/l Ca	---	---	---	---	0	0	---
Carbono Orgânico Total (COT)	---	mg/l C	---	---	---	---	0	0	---
Cianetos	50	µg/l CN	---	---	---	---	0	0	---
Cloretos	250	mg/l Cl	---	---	---	---	0	0	---
Cloritos	0,7	mg/l ClO ₂	---	---	---	---	0	0	---
Cloratos	0,7	mg/l ClO ₃	---	---	---	---	0	0	---
Chumbo	10	µg/l Pb	---	---	---	---	0	0	---
Cobre	2,0	mg/l Cu	---	---	---	---	0	0	---
Crómio	50	µg/l Cr	---	---	---	---	0	0	---
1,2 – dicloroetano	3,0	µg/l	---	---	---	---	0	0	---
Dureza total	---	mg/l CaCO ₃	---	---	---	---	0	0	---
Ferro	200	µg/l Fe	---	---	---	---	0	0	---
Fluoretos	1,5	mg/l F	---	---	---	---	0	0	---
Hidrocarbonetos Aromáticos Policíclicos (HAP):	0,10	µg/l	---	---	---	---	0	0	---
Benzo(b)fluoranteno	---	µg/l	---	---	---	---	0	0	---
Benzo(k)fluoranteno	---	µg/l	---	---	---	---	0	0	---
Benzo(ghi)perileno	---	µg/l	---	---	---	---	0	0	---
Indeno(1,2,3-cd)pireno	---	µg/l	---	---	---	---	0	0	---
Magnésio	---	mg/l Mg	---	---	---	---	0	0	---
Manganês	50	µg/l Mn	---	---	---	---	0	0	---
Nitratos ¹	50	mg/l NO ₃	---	---	---	---	0	0	---
Nitritos	0,50	mg/l NO ₂	---	---	---	---	0	0	---
Mercúrio	1,0	µg/l Hg	---	---	---	---	0	0	---
Níquel	20	µg/l Ni	---	---	---	---	0	0	---
Oxidabilidade	5,0	mg/l O ₂	---	---	---	---	0	0	---
Pesticidas - total	0,50	µg/l	---	---	---	---	0	0	---
MCPA	0,10	µg/l	---	---	---	---	0	0	---
Metalaxil Imidaclopride	0,10	µg/l	---	---	---	---	0	0	---
Alacloro	0,10	µg/l	---	---	---	---	0	0	---
Terbutilazina	0,10	µg/l	---	---	---	---	0	0	---
Desetilterbutilazina	0,10	µg/l	---	---	---	---	0	0	---
2,4-D	0,10	µg/l	---	---	---	---	0	0	---
Imidaclopride	0,10	µg/l	---	---	---	---	0	0	---
Clorpirifos	0,10	µg/l	---	---	---	---	0	0	---
Diurão	0,10	µg/l	---	---	---	---	0	0	---
Selénio	10	µg/l Se	---	---	---	---	0	0	---
Sódio	200	mg/l Na	---	---	---	---	0	0	---
Sulfatos	250	mg/l SO ₄	---	---	---	---	0	0	---
Tetracloroeteno e Tricloroeteno:	10	µg/l	---	---	---	---	0	0	---

 CÂMARA MUNICIPAL DE AGUIAR DA BEIRA	DADOS DO CONTROLO DA QUALIDADE DA ÁGUA PARA CONSUMO HUMANO NO CONCELHO DE AGUIAR DA BEIRA						1.º TRIMESTRE (1 de janeiro a 31 de março)	
	ZONA DE ABASTECIMENTO: QUINTA DAS LAMEIRAS/QUINTA DOS CÊPOS (Quinta das Lameiras, Quinta dos Cêpos e Quinta dos Matos)						2023	


Em conformidade com o Decreto-Lei n.º 306/2007, de 27 de agosto, alterado pelo Decreto-Lei n.º 152/2017, de 7 de dezembro, procedeu-se à verificação da qualidade da água da rede pública, através de análises periódicas na torneira do consumidor, segundo o Programa de Controlo da Qualidade da Água (PCQA) aprovado pela autoridade competente (ERSAR).

Parâmetro (unidades)	Valor Paramétrico (VP)		Valores obtidos		N.º Análises superiores VP	% Cumprimento do VP	N.º Análises (PCQA)		% Análises Realizadas
	VP	Unidade	Mínimo	Máximo			Previstas	Realizadas	
Tetracloroetano	---	µg/l	---	---	---	---	0	0	---
Tricloroetano	---	µg/l	---	---	---	---	0	0	---
Trihalometanos - total (THM):	100	µg/l	---	---	---	---	0	0	---
Clorofórmio	---	µg/l	---	---	---	---	0	0	---
Bromofórmio	---	µg/l	---	---	---	---	0	0	---
Bromodiclorometano	---	µg/l	---	---	---	---	0	0	---
Dibromoclorometano	---	µg/l	---	---	---	---	0	0	---
Dose indicativa	0,10	mSv	---	---	---	---	0	0	---
Polónio 210	---	Bq/l	---	---	---	---	0	0	---
Rádio 226	---	Bq/l	---	---	---	---	0	0	---
Urânio 234	---	Bq/l	---	---	---	---	0	0	---
Urânio 238	---	Bq/l	---	---	---	---	0	0	---
Alfa-Total (nível de verificação)	0,1	Bq/l	---	---	---	---	0	0	---
Beta-Total (nível de verificação)	1,00	Bq/l	---	---	---	---	0	0	---
Radão	500	Bq/l	---	---	---	---	0	0	---

No período em causa não foram verificados incumprimentos aos valores paramétricos


Parâmetro	Data da colheita	Causas Incumprimento	Análises Verificação (A.V.)	Medida tomadas ou a implementar


Responsável:	Data da publicação: 26/05/2023
--------------	--------------------------------

 CÂMARA MUNICIPAL DE AGUIAR DA BEIRA	DADOS DO CONTROLO DA QUALIDADE DA ÁGUA PARA CONSUMO HUMANO NO CONCELHO DE AGUIAR DA BEIRA	1.º TRIMESTRE (1 de janeiro a 31 de março)
	ZONA DE ABASTECIMENTO: RÓDÃO	2023

Em conformidade com o Decreto-Lei n.º 306/2007, de 27 de agosto, alterado pelo Decreto-Lei n.º 152/2017, de 7 de dezembro, procedeu-se à verificação da qualidade da água da rede pública, através de análises periódicas na torneira do consumidor, segundo o Programa de Controlo da Qualidade da Água (PCQA) aprovado pela autoridade competente (ERSAR).


Parâmetro (unidades)	Valor Paramétrico (VP)		Valores obtidos		N.º Análises superiores VP	% Cumprimento do VP	N.º Análises (PCQA)		% Análises Realizadas
	VP	Unidade	Mínimo	Máximo			Previstas	Realizadas	
<i>Escherichia coli</i> (<i>E. Coli</i>)	0	N/100 ml	0	0	0	100%	1	1	100%
Bactérias coliformes	0	N/100 ml	0	0	0	100%	1	1	100%
Desinfetante residual	---	mg/l	<0,05	<0,05	---	---	1	1	100%
Cheiro a 25 °C	3	Fator de diluição	<1	<1	0	100%	1	1	100%
Sabor a 25 °C	3	Fator de diluição	<1	<1	0	100%	1	1	100%
pH	≥6,5 e ≤9,5	Unidades pH	6,0	6,0	1	0%	1	1	100%
Condutividade	2500	µS/cm a 20 °C	23,3	23,3	0	100%	1	1	100%
Cor	20	mg/l PtCo	<5,0	<5,0	0	100%	1	1	100%
Turvação	4	UNT	<0,20	<0,20	0	100%	1	1	100%
Enterococos	0	N/100 ml	0	0	0	100%	1	1	100%
Número de colónias a 22 °C	---	N/ml	17	17	---	---	1	1	100%
Número de colónias a 36 °C	---	N/ml	10	10	---	---	1	1	100%
Clostridium perfringens	0	N/100 ml	---	---	---	---	0	0	---
Alumínio	200	µg/L Al	---	---	---	---	0	0	---
Amónio	0,50	mg/l NH ₄	---	---	---	---	0	0	---
Antimónio	5,0	µg/l Sb	---	---	---	---	0	0	---
Arsénio	10	µg/l As	---	---	---	---	0	0	---
Benzeno	1,0	µg/l	---	---	---	---	0	0	---
Benzo(a)pireno	0,010	µg/l	---	---	---	---	0	0	---
Boro	1,0	mg/l B	---	---	---	---	0	0	---
Bromatos	10	µg/l BrO ₃	---	---	---	---	0	0	---
Cádmio	5,0	µg/l Cd	---	---	---	---	0	0	---
Cálcio	---	mg/l Ca	---	---	---	---	0	0	---
Carbono Orgânico Total (COT)	---	mg/l C	---	---	---	---	0	0	---
Cianetos	50	µg/l CN	---	---	---	---	0	0	---
Cloretos	250	mg/l Cl	---	---	---	---	0	0	---
Cloritos	0,7	mg/l ClO ₂	---	---	---	---	0	0	---
Cloratos	0,7	mg/l ClO ₃	---	---	---	---	0	0	---
Chumbo	10	µg/l Pb	---	---	---	---	0	0	---
Cobre	2,0	mg/l Cu	---	---	---	---	0	0	---
Crómio	50	µg/l Cr	---	---	---	---	0	0	---
1,2 – dicloroetano	3,0	µg/l	---	---	---	---	0	0	---
Dureza total	---	mg/l CaCO ₃	---	---	---	---	0	0	---
Ferro	200	µg/l Fe	---	---	---	---	0	0	---
Fluoretos	1,5	mg/l F	---	---	---	---	0	0	---
Hidrocarbonetos Aromáticos Policíclicos (HAP):	0,10	µg/l	---	---	---	---	0	0	---
Benzo(b)fluoranteno	---	µg/l	---	---	---	---	0	0	---
Benzo(k)fluoranteno	---	µg/l	---	---	---	---	0	0	---
Benzo(ghi)perileno	---	µg/l	---	---	---	---	0	0	---
Indeno(1,2,3-cd)pireno	---	µg/l	---	---	---	---	0	0	---
Magnésio	---	mg/l Mg	---	---	---	---	0	0	---
Manganês	50	µg/l Mn	---	---	---	---	0	0	---
Nitratos ¹	50	mg/l NO ₃	---	---	---	---	0	0	---
Nitritos	0,50	mg/l NO ₂	---	---	---	---	0	0	---
Mercúrio	1,0	µg/l Hg	---	---	---	---	0	0	---
Níquel	20	µg/l Ni	---	---	---	---	0	0	---
Oxidabilidade	5,0	mg/l O ₂	---	---	---	---	0	0	---
Pesticidas - total	0,50	µg/l	---	---	---	---	0	0	---
MCPA	0,10	µg/l	---	---	---	---	0	0	---
Metalaxil Imidaclopride	0,10	µg/l	---	---	---	---	0	0	---
Alacloro	0,10	µg/l	---	---	---	---	0	0	---
Terbutilazina	0,10	µg/l	---	---	---	---	0	0	---
Desetilterbutilazina	0,10	µg/l	---	---	---	---	0	0	---
2,4-D	0,10	µg/l	---	---	---	---	0	0	---
Imidaclopride	0,10	µg/l	---	---	---	---	0	0	---
Clorpirifos	0,10	µg/l	---	---	---	---	0	0	---
Diurão	0,10	µg/l	---	---	---	---	0	0	---
Selénio	10	µg/l Se	---	---	---	---	0	0	---
Sódio	200	mg/l Na	---	---	---	---	0	0	---
Sulfatos	250	mg/l SO ₄	---	---	---	---	0	0	---
Tetracloroeteno e Tricloroeteno:	10	µg/l	---	---	---	---	0	0	---


 CÂMARA MUNICIPAL DE AGUIAR DA BEIRA	DADOS DO CONTROLO DA QUALIDADE DA ÁGUA PARA CONSUMO HUMANO NO CONCELHO DE AGUIAR DA BEIRA					1.º TRIMESTRE (1 de janeiro a 31 de março)			
	ZONA DE ABASTECIMENTO: RÓDÃO					2023			
Em conformidade com o Decreto-Lei n.º 306/2007, de 27 de agosto, alterado pelo Decreto-Lei n.º 152/2017, de 7 de dezembro, procedeu-se à verificação da qualidade da água da rede pública, através de análises periódicas na torneira do consumidor, segundo o Programa de Controlo da Qualidade da Água (PCQA) aprovado pela autoridade competente (ERSAR).									
Parâmetro (unidades)	Valor Paramétrico (VP)		Valores obtidos		N.º Análises superiores VP	% Cumprimento do VP	N.º Análises (PCQA)		% Análises Realizadas
	VP	Unidade	Mínimo	Máximo			Previstas	Realizadas	
Tetracloroeteno	---	µg/l	---	---	---	---	0	0	---
Tricloroeteno	---	µg/l	---	---	---	---	0	0	---
Trihalometanos - total (THM):	100	µg/l	---	---	---	---	0	0	---
Clorofórmio	---	µg/l	---	---	---	---	0	0	---
Bromofórmio	---	µg/l	---	---	---	---	0	0	---
Bromodiclorometano	---	µg/l	---	---	---	---	0	0	---
Dibromoclorometano	---	µg/l	---	---	---	---	0	0	---
Dose indicativa	0,10	mSv	---	---	---	---	0	0	---
Alfa-Total (nível de verificação)	0,1	Bq/l	---	---	---	---	0	0	---
Beta-Total (nível de verificação)	1,00	Bq/l	---	---	---	---	0	0	---
Radão	500	Bq/l	82	82	0	100%	1	1	100%
No período em causa foram verificados incumprimentos aos valores paramétricos									
Parâmetro	Data da colheita	Causas Incumprimento			Análises Verificação (A.V.)	Medida tomadas ou a implementar			
pH	20-02-2023	Características naturais (hidrogeológicas) da origem de água				Não foram tomadas medidas mas existe já um plano de trabalhos com vista à sua correcção			
Responsável:					Data da publicitação: 26/05/2023				

 CÂMARA MUNICIPAL DE AGUIAR DA BEIRA	DADOS DO CONTROLO DA QUALIDADE DA ÁGUA PARA CONSUMO HUMANO NO CONCELHO DE AGUIAR DA BEIRA	1.º TRIMESTRE (1 de janeiro a 31 de março)
	ZONA DE ABASTECIMENTO: SARGAÇAIS	2023

Em conformidade com o Decreto-Lei n.º 306/2007, de 27 de agosto, alterado pelo Decreto-Lei n.º 152/2017, de 7 de dezembro, procedeu-se à verificação da qualidade da água da rede pública, através de análises periódicas na torneira do consumidor, segundo o Programa de Controlo da Qualidade da Água (PCQA) aprovado pela autoridade competente (ERSAR).


Parâmetro (unidades)	Valor Paramétrico (VP)		Valores obtidos		N.º Análises superiores VP	Cumprimento do VP	N.º Análises (PCQA)		% Análises Realizadas
	VP	Unidade	Mínimo	Máximo			Previstas	Realizadas	
<i>Escherichia coli</i> (<i>E. Coli</i>)	0	N/100 ml	0	0	0	100%	1	1	100%
Bactérias coliformes	0	N/100 ml	0	0	0	100%	1	1	100%
Desinfetante residual	---	mg/l	0,22	0,22	---	---	1	1	100%
Cheiro a 25 °C	3	Fator de diluição	<1	<1	0	100%	1	1	100%
Sabor a 25 °C	3	Fator de diluição	<1	<1	0	100%	1	1	100%
pH	≥6,5 e ≤9,5	Unidades pH	6,1	6,1	1	0%	1	1	100%
Condutividade	2500	µS/cm a 20 °C	43,8	43,8	0	100%	1	1	100%
Cor	20	mg/l PtCo	<5,0	<5,0	0	100%	1	1	100%
Turvação	4	UNT	<0,20	<0,20	0	100%	1	1	100%
Enterococos	0	N/100 ml	0	0	0	100%	1	1	100%
Número de colónias a 22 °C	---	N/ml	N.D.	N.D.	---	---	1	1	100%
Número de colónias a 36 °C	---	N/ml	N.D.	N.D.	---	---	1	1	100%
Clostridium perfringens	0	N/100 ml	---	---	---	---	0	0	---
Alumínio	200	µg/L Al	---	---	---	---	0	0	---
Amónio	0,50	mg/l NH ₄	---	---	---	---	0	0	---
Antimónio	5,0	µg/l Sb	---	---	---	---	0	0	---
Arsénio	10	µg/l As	---	---	---	---	0	0	---
Benzeno	1,0	µg/l	---	---	---	---	0	0	---
Benzo(a)pireno	0,010	µg/l	---	---	---	---	0	0	---
Boro	1,0	mg/l B	---	---	---	---	0	0	---
Bromatos	10	µg/l BrO ₃	---	---	---	---	0	0	---
Cádmio	5,0	µg/l Cd	---	---	---	---	0	0	---
Cálcio	---	mg/l Ca	---	---	---	---	0	0	---
Carbono Orgânico Total (COT)	---	mg/l C	---	---	---	---	0	0	---
Cianetos	50	µg/l CN	---	---	---	---	0	0	---
Cloretos	250	mg/l Cl	---	---	---	---	0	0	---
Cloritos	0,7	mg/l ClO ₂	---	---	---	---	0	0	---
Cloratos	0,7	mg/l ClO ₃	---	---	---	---	0	0	---
Chumbo	10	µg/l Pb	---	---	---	---	0	0	---
Cobre	2,0	mg/l Cu	---	---	---	---	0	0	---
Crómio	50	µg/l Cr	---	---	---	---	0	0	---
1,2 – dicloroetano	3,0	µg/l	---	---	---	---	0	0	---
Dureza total	---	mg/l CaCO ₃	---	---	---	---	0	0	---
Ferro	200	µg/l Fe	---	---	---	---	0	0	---
Fluoretos	1,5	mg/l F	---	---	---	---	0	0	---
Hidrocarbonetos Aromáticos Policíclicos (HAP):	0,10	µg/l	---	---	---	---	0	0	---
Benzo(b)fluoranteno	---	µg/l	---	---	---	---	0	0	---
Benzo(k)fluoranteno	---	µg/l	---	---	---	---	0	0	---
Benzo(ghi)perileno	---	µg/l	---	---	---	---	0	0	---
Indeno(1,2,3-cd)pireno	---	µg/l	---	---	---	---	0	0	---
Magnésio	---	mg/l Mg	---	---	---	---	0	0	---
Manganês	50	µg/l Mn	---	---	---	---	0	0	---
Nitratos ¹	50	mg/l NO ₃	---	---	---	---	0	0	---
Nitritos	0,50	mg/l NO ₂	---	---	---	---	0	0	---
Mercúrio	1,0	µg/l Hg	---	---	---	---	0	0	---
Níquel	20	µg/l Ni	---	---	---	---	0	0	---
Oxidabilidade	5,0	mg/l O ₂	---	---	---	---	0	0	---
Pesticidas - total	0,50	µg/l	---	---	---	---	0	0	---
MCPA	0,10	µg/l	---	---	---	---	0	0	---
Metalaxil Imidaclopride	0,10	µg/l	---	---	---	---	0	0	---
Alacloro	0,10	µg/l	---	---	---	---	0	0	---
Terbutilazina	0,10	µg/l	---	---	---	---	0	0	---
Desetilterbutilazina	0,10	µg/l	---	---	---	---	0	0	---
2,4-D	0,10	µg/l	---	---	---	---	0	0	---
Imidaclopride	0,10	µg/l	---	---	---	---	0	0	---
Clorpirifos	0,10	µg/l	---	---	---	---	0	0	---
Diurão	0,10	µg/l	---	---	---	---	0	0	---
Selénio	10	µg/l Se	---	---	---	---	0	0	---
Sódio	200	mg/l Na	---	---	---	---	0	0	---
Sulfatos	250	mg/l SO ₄	---	---	---	---	0	0	---
Tetracloroetano e Tricloroetano:	10	µg/l	---	---	---	---	0	0	---


 CÂMARA MUNICIPAL DE AGUIAR DA BEIRA	DADOS DO CONTROLO DA QUALIDADE DA ÁGUA PARA CONSUMO HUMANO NO CONCELHO DE AGUIAR DA BEIRA						1.º TRIMESTRE (1 de janeiro a 31 de março)		
	ZONA DE ABASTECIMENTO: SARGAÇAIS						2023		
Em conformidade com o Decreto-Lei n.º 306/2007, de 27 de agosto, alterado pelo Decreto-Lei n.º 152/2017, de 7 de dezembro, procedeu-se à verificação da qualidade da água da rede pública, através de análises periódicas na torneira do consumidor, segundo o Programa de Controlo da Qualidade da Água (PCQA) aprovado pela autoridade competente (ERSAR).									
Parâmetro (unidades)	Valor Paramétrico (VP)		Valores obtidos		N.º Análises superiores VP	% Cumprimento do VP	N.º Análises (PCQA)		% Análises Realizadas
	VP	Unidade	Mínimo	Máximo			Previstas	Realizadas	
Tetracloroetano	---	µg/l	---	---	---	---	0	0	---
Tricloroetano	---	µg/l	---	---	---	---	0	0	---
Trihalometanos - total (THM):	100	µg/l	---	---	---	---	0	0	---
Clorofórmio	---	µg/l	---	---	---	---	0	0	---
Bromofórmio	---	µg/l	---	---	---	---	0	0	---
Bromodiclorometano	---	µg/l	---	---	---	---	0	0	---
Dibromoclorometano	---	µg/l	---	---	---	---	0	0	---
Dose indicativa	0,10	mSv	---	---	---	---	0	0	---
Alfa-Total (nível de verificação)	0,1	Bq/l	---	---	---	---	0	0	---
Beta-Total (nível de verificação)	1,00	Bq/l	---	---	---	---	0	0	---
Radão	500	Bq/l	256	256	0	100%	1	1	100%
No período em causa não foram verificados incumprimentos aos valores paramétricos									
Parâmetro	Data da colheita	Causas Incumprimento			Análises Verificação (A.V.)	Medida tomadas ou a implementar			
pH	06-02-2023	Falha no sistema de tratamento_Dosagem inadequada de reagente				Correção do funcionamento do sistema de tratamento			
Responsável:					Data da publicitação: 26/05/2023				

 CÂMARA MUNICIPAL DE AGUIAR DA BEIRA	DADOS DO CONTROLO DA QUALIDADE DA ÁGUA PARA CONSUMO HUMANO NO CONCELHO DE AGUIAR DA BEIRA	1.º TRIMESTRE (1 de janeiro a 31 de março)
	ZONA DE ABASTECIMENTO: SOUTO DE AGUIAR DA BEIRA/MOÇAFRA	2023

Em conformidade com o Decreto-Lei n.º 306/2007, de 27 de agosto, alterado pelo Decreto-Lei n.º 152/2017, de 7 de dezembro, procedeu-se à verificação da qualidade da água da rede pública, através de análises periódicas na torneira do consumidor, segundo o Programa de Controlo da Qualidade da Água (PCQA) aprovado pela autoridade competente (ERSAR).


Parâmetro (unidades)	Valor Paramétrico (VP)		Valores obtidos		N.º Análises superiores VP	% Cumprimento do VP	N.º Análises (PCQA)		% Análises Realizadas
	VP	Unidade	Mínimo	Máximo			Previstas	Realizadas	
<i>Escherichia coli</i> (<i>E. Coli</i>)	0	N/100 ml	0	0	0	100%	1	1	100%
Bactérias coliformes	0	N/100 ml	0	0	0	100%	1	1	100%
Desinfetante residual	---	mg/l	0,2	0,36	---	---	1	1	100%
Cheiro a 25 °C	3	Fator de diluição	<1	<1	0	100%	1	1	100%
Sabor a 25 °C	3	Fator de diluição	<1	<1	0	100%	1	1	100%
pH	≥6,5 e ≤9,5	Unidades pH	6,6	6,4	1	0%	1	1	100%
Condutividade	2500	µS/cm a 20 °C	89,4	52,1	0	100%	1	1	100%
Cor	20	mg/l PtCo	<5,0	<5,0	0	100%	1	1	100%
Turvação	4	UNT	<0,20	<0,20	0	100%	1	1	100%
Enterococos	0	N/100 ml	0	0	0	100%	1	1	100%
Número de colónias a 22 °C	---	N/ml	N.D.	N.D.	---	---	1	1	100%
Número de colónias a 36 °C	---	N/ml	N.D.	N.D.	---	---	1	1	100%
<i>Clostridium perfringens</i>	0	N/100 ml	---	---	---	---	0	0	---
Alumínio	200	µg/L Al	---	---	---	---	0	0	---
Amónio	0,50	mg/l NH ₄	---	---	---	---	0	0	---
Antimónio	5,0	µg/l Sb	---	---	---	---	0	0	---
Arsénio	10	µg/l As	---	---	---	---	0	0	---
Benzeno	1,0	µg/l	---	---	---	---	0	0	---
Benzo(a)pireno	0,010	µg/l	---	---	---	---	0	0	---
Boro	1,0	mg/l B	---	---	---	---	0	0	---
Bromatos	10	µg/l BrO ₃	---	---	---	---	0	0	---
Cádmio	5,0	µg/l Cd	---	---	---	---	0	0	---
Cálcio	---	mg/l Ca	---	---	---	---	0	0	---
Carbono Orgânico Total (COT)	---	mg/l C	---	---	---	---	0	0	---
Cianetos	50	µg/l CN	---	---	---	---	0	0	---
Cloretos	250	mg/l Cl	---	---	---	---	0	0	---
Cloritos	0,7	mg/l ClO ₂	---	---	---	---	0	0	---
Cloratos	0,7	mg/l ClO ₃	---	---	---	---	0	0	---
Chumbo	10	µg/l Pb	---	---	---	---	0	0	---
Cobre	2,0	mg/l Cu	---	---	---	---	0	0	---
Crómio	50	µg/l Cr	---	---	---	---	0	0	---
1,2 – dicloroetano	3,0	µg/l	---	---	---	---	0	0	---
Dureza total	---	mg/l CaCO ₃	---	---	---	---	0	0	---
Ferro	200	µg/l Fe	---	---	---	---	0	0	---
Fluoretos	1,5	mg/l F	---	---	---	---	0	0	---
Hidrocarbonetos Aromáticos Policíclicos (HAP):	0,10	µg/l	---	---	---	---	0	0	---
Benzo(b)fluoranteno	---	µg/l	---	---	---	---	0	0	---
Benzo(k)fluoranteno	---	µg/l	---	---	---	---	0	0	---
Benzo(ghi)perileno	---	µg/l	---	---	---	---	0	0	---
Indeno(1,2,3-cd)pireno	---	µg/l	---	---	---	---	0	0	---
Magnésio	---	mg/l Mg	---	---	---	---	0	0	---
Manganês	50	µg/l Mn	---	---	---	---	0	0	---
Nitratos ¹	50	mg/l NO ₃	---	---	---	---	0	0	---
Nitritos	0,50	mg/l NO ₂	---	---	---	---	0	0	---
Mercúrio	1,0	µg/l Hg	---	---	---	---	0	0	---
Níquel	20	µg/l Ni	---	---	---	---	0	0	---
Oxidabilidade	5,0	mg/l O ₂	---	---	---	---	0	0	---
Pesticidas - total	0,50	µg/l	---	---	---	---	0	0	---
MCPA	0,10	µg/l	---	---	---	---	0	0	---
Metalaxil Imidaclopride	0,10	µg/l	---	---	---	---	0	0	---
Alacloro	0,10	µg/l	---	---	---	---	0	0	---
Terbutilazina	0,10	µg/l	---	---	---	---	0	0	---
Desetilterbutilazina	0,10	µg/l	---	---	---	---	0	0	---
2,4-D	0,10	µg/l	---	---	---	---	0	0	---
Imidaclopride	0,10	µg/l	---	---	---	---	0	0	---
Clorpirifos	0,10	µg/l	---	---	---	---	0	0	---
Diurão	0,10	µg/l	---	---	---	---	0	0	---
Selénio	10	µg/l Se	---	---	---	---	0	0	---
Sódio	200	mg/l Na	---	---	---	---	0	0	---
Sulfatos	250	mg/l SO ₄	---	---	---	---	0	0	---

 CÂMARA MUNICIPAL DE AGUIAR DA BEIRA	DADOS DO CONTROLO DA QUALIDADE DA ÁGUA PARA CONSUMO HUMANO NO CONCELHO DE AGUIAR DA BEIRA						1.º TRIMESTRE (1 de janeiro a 31 de março)		
	ZONA DE ABASTECIMENTO: SOUTO DE AGUIAR DA BEIRA/MOÇAFRA						2023		
Em conformidade com o Decreto-Lei n.º 306/2007, de 27 de agosto, alterado pelo Decreto-Lei n.º 152/2017, de 7 de dezembro, procedeu-se à verificação da qualidade da água da rede pública, através de análises periódicas na torneira do consumidor, segundo o Programa de Controlo da Qualidade da Água (PCQA) aprovado pela autoridade competente (ERSAR).									
Parâmetro (unidades)	Valor Paramétrico (VP)		Valores obtidos		N.º Análises superiores VP	% Cumprimento do VP	N.º Análises (PCQA)		% Análises Realizadas
	VP	Unidade	Mínimo	Máximo			Previstas	Realizadas	
Tetracloroeteno e Tricloroeteno:	10	µg/l	---	---	---	---	0	0	---
Tetracloroeteno	---	µg/l	---	---	---	---	0	0	---
Tricloroeteno	---	µg/l	---	---	---	---	0	0	---
Trihalometanos - total (THM):	100	µg/l	---	---	---	---	0	0	---
Clorofórmio	---	µg/l	---	---	---	---	0	0	---
Bromofórmio	---	µg/l	---	---	---	---	0	0	---
Bromodiclorometano	---	µg/l	---	---	---	---	0	0	---
Dibromoclorometano	---	µg/l	---	---	---	---	0	0	---
Dose indicativa	0,10	mSv	---	---	---	---	0	0	---
Alfa-Total (nível de verificação)	0,1	Bq/l	---	---	---	---	0	0	---
Beta-Total (nível de verificação)	1,00	Bq/l	---	---	---	---	0	0	---
Radão	500	Bq/l	501	501	1	0%	1	1	100%
No período em causa foram verificados incumprimentos aos valores paramétricos									
Parâmetro	Data da colheita	Causas Incumprimento			Análises Verificação (A.V.)	Medida tomadas ou a implementar			
Radão	20-02-2023	Características naturais da água				Encontra-se em vigor um plano de controlo operacional; existe um plano de trabalhos com vista à sua correção			
Responsável:					Data da publicação: 26/05/2023				

 CÂMARA MUNICIPAL DE AGUIAR DA BEIRA	DADOS DO CONTROLO DA QUALIDADE DA ÁGUA PARA CONSUMO HUMANO NO CONCELHO DE AGUIAR DA BEIRA	1.º TRIMESTRE (1 de janeiro a 31 de março)
	ZONA DE ABASTECIMENTO: URGUEIRA	2023

Em conformidade com o Decreto-Lei n.º 306/2007, de 27 de agosto, alterado pelo Decreto-Lei n.º 152/2017, de 7 de dezembro, procedeu-se à verificação da qualidade da água da rede pública, através de análises periódicas na torneira do consumidor, segundo o Programa de Controlo da Qualidade da Água (PCQA) aprovado pela autoridade competente (ERSAR).

Parâmetro (unidades)	Valor Paramétrico (VP)		Valores obtidos		N.º Análises superiores VP	Cumprimento do VP	N.º Análises (PCQA)		% Análises Realizadas
	VP	Unidade	Mínimo	Máximo			Previstas	Realizadas	
<i>Escherichia coli</i> (<i>E. Coli</i>)	0	N/100 ml	0	0	0	100%	2	2	100%
Bactérias coliformes	0	N/100 ml	0	0	0	100%	2	2	100%
Desinfetante residual	---	mg/l	0,14	0,49	---	---	2	2	100%
Cheiro a 25 °C	3	Fator de diluição	---	---	---	---	0	0	---
Sabor a 25 °C	3	Fator de diluição	---	---	---	---	0	0	---
pH	≥6,5 e ≤9,5	Unidades pH	---	---	---	---	0	0	---
Condutividade	2500	µS/cm a 20 °C	---	---	---	---	0	0	---
Cor	20	mg/l PtCo	---	---	---	---	0	0	---
Turvação	4	UNT	---	---	---	---	0	0	---
Enterococos	0	N/100 ml	---	---	---	---	0	0	---
Número de colónias a 22 °C	---	N/ml	---	---	---	---	0	0	---
Número de colónias a 36 °C	---	N/ml	---	---	---	---	0	0	---
Clostridium perfringens	0	N/100 ml	---	---	---	---	0	0	---
Alumínio	200	µg/L Al	---	---	---	---	0	0	---
Amónio	0,50	mg/l NH ₄	---	---	---	---	0	0	---
Antimónio	5,0	µg/l Sb	---	---	---	---	0	0	---
Arsénio	10	µg/l As	---	---	---	---	0	0	---
Benzeno	1,0	µg/l	---	---	---	---	0	0	---
Benzo(a)pireno	0,010	µg/l	---	---	---	---	0	0	---
Boro	1,0	mg/l B	---	---	---	---	0	0	---
Bromatos	10	µg/l BrO ₃	---	---	---	---	0	0	---
Cádmio	5,0	µg/l Cd	---	---	---	---	0	0	---
Cálcio	---	mg/l Ca	---	---	---	---	0	0	---
Carbono Orgânico Total (COT)	---	mg/l C	---	---	---	---	0	0	---
Cianetos	50	µg/l CN	---	---	---	---	0	0	---
Cloretos	250	mg/l Cl	---	---	---	---	0	0	---
Cloritos	0,7	mg/l ClO ₂	---	---	---	---	0	0	---
Cloratos	0,7	mg/l ClO ₃	---	---	---	---	0	0	---
Chumbo	10	µg/l Pb	---	---	---	---	0	0	---
Cobre	2,0	mg/l Cu	---	---	---	---	0	0	---
Crómio	50	µg/l Cr	---	---	---	---	0	0	---
1,2 – dicloroetano	3,0	µg/l	---	---	---	---	0	0	---
Dureza total	---	mg/l CaCO ₃	---	---	---	---	0	0	---
Ferro	200	µg/l Fe	---	---	---	---	0	0	---
Fluoretos	1,5	mg/l F	---	---	---	---	0	0	---
Hidrocarbonetos Aromáticos Policíclicos (HAP):	0,10	µg/l	---	---	---	---	0	0	---
Benzo(b)fluoranteno	---	µg/l	---	---	---	---	0	0	---
Benzo(k)fluoranteno	---	µg/l	---	---	---	---	0	0	---
Benzo(ghi)perileno	---	µg/l	---	---	---	---	0	0	---
Indeno(1,2,3-cd)pireno	---	µg/l	---	---	---	---	0	0	---
Magnésio	---	mg/l Mg	---	---	---	---	0	0	---
Manganês	50	µg/l Mn	---	---	---	---	0	0	---
Nitratos ¹	50	mg/l NO ₃	---	---	---	---	0	0	---
Nitritos	0,50	mg/l NO ₂	---	---	---	---	0	0	---
Mercúrio	1,0	µg/l Hg	---	---	---	---	0	0	---
Níquel	20	µg/l Ni	---	---	---	---	0	0	---
Oxidabilidade	5,0	mg/l O ₂	---	---	---	---	0	0	---
Pesticidas - total	0,50	µg/l	---	---	---	---	0	0	---
MCPA	0,10	µg/l	---	---	---	---	0	0	---
Metalaxil Imidaclopride	0,10	µg/l	---	---	---	---	0	0	---
Alacloro	0,10	µg/l	---	---	---	---	0	0	---
Terbutilazina	0,10	µg/l	---	---	---	---	0	0	---
Desetilterbutilazina	0,10	µg/l	---	---	---	---	0	0	---
2,4-D	0,10	µg/l	---	---	---	---	0	0	---
Imidaclopride	0,10	µg/l	---	---	---	---	0	0	---
Clorpirifos	0,10	µg/l	---	---	---	---	0	0	---
Diurão	0,10	µg/l	---	---	---	---	0	0	---
Selénio	10	µg/l Se	---	---	---	---	0	0	---
Sódio	200	mg/l Na	---	---	---	---	0	0	---
Sulfatos	250	mg/l SO ₄	---	---	---	---	0	0	---

 CÂMARA MUNICIPAL DE AGUIAR DA BEIRA	DADOS DO CONTROLO DA QUALIDADE DA ÁGUA PARA CONSUMO HUMANO NO CONCELHO DE AGUIAR DA BEIRA	1.º TRIMESTRE (1 de janeiro a 31 de março)
	ZONA DE ABASTECIMENTO: URGUEIRA	2023

Em conformidade com o Decreto-Lei n.º 306/2007, de 27 de agosto, alterado pelo Decreto-Lei n.º 152/2017, de 7 de dezembro, procedeu-se à verificação da qualidade da água da rede pública, através de análises periódicas na torneira do consumidor, segundo o Programa de Controlo da Qualidade da Água (PCQA) aprovado pela autoridade competente (ERSAR).


Parâmetro (unidades)	Valor Paramétrico (VP)		Valores obtidos		N.º Análises superiores VP	% Cumprimento do VP	N.º Análises (PCQA)		% Análises Realizadas
	VP	Unidade	Mínimo	Máximo			Previstas	Realizadas	
Tetracloroeteno e Tricloroeteno:	10	µg/l	---	---	---	---	0	0	---
Tetracloroeteno	---	µg/l	---	---	---	---	0	0	---
Tricloroeteno	---	µg/l	---	---	---	---	0	0	---
Trihalometanos - total (THM):	100	µg/l	---	---	---	---	0	0	---
Clorofórmio	---	µg/l	---	---	---	---	0	0	---
Bromofórmio	---	µg/l	---	---	---	---	0	0	---
Bromodiclorometano	---	µg/l	---	---	---	---	0	0	---
Dibromoclorometano	---	µg/l	---	---	---	---	0	0	---
Dose indicativa	0,10	mSv	---	---	---	---	0	0	---
Alfa-Total (nível de verificação)	0,1	Bq/l	---	---	---	---	0	0	---
Beta-Total (nível de verificação)	1,00	Bq/l	---	---	---	---	0	0	---
Radão	500	Bq/l	---	---	---	---	0	0	---

No período em causa não foram verificados incumprimentos aos valores paramétricos

Parâmetro	Data da colheita	Causas Incumprimento	Análises Verificação (A.V.)	Medida tomadas ou a implementar


Responsável:

Data da publicação: 26/05/2023

 CÂMARA MUNICIPAL DE AGUIAR DA BEIRA	DADOS DO CONTROLO DA QUALIDADE DA ÁGUA PARA CONSUMO HUMANO NO CONCELHO DE AGUIAR DA BEIRA	1.º TRIMESTRE (1 de janeiro a 31 de março)
	ZONA DE ABASTECIMENTO: VALAGOTES	2023

Em conformidade com o Decreto-Lei n.º 306/2007, de 27 de agosto, alterado pelo Decreto-Lei n.º 152/2017, de 7 de dezembro, procedeu-se à verificação da qualidade da água da rede pública, através de análises periódicas na torneira do consumidor, segundo o Programa de Controlo da Qualidade da Água (PCQA) aprovado pela autoridade competente (ERSAR).

Parâmetro (unidades)	Valor Paramétrico (VP)		Valores obtidos		N.º Análises superiores VP	% Cumprimento do VP	N.º Análises (PCQA)		% Análises Realizadas
	VP	Unidade	Mínimo	Máximo			Previstas	Realizadas	
<i>Escherichia coli</i> (<i>E. Coli</i>)	0	N/100 ml	0	0	0	100%	2	2	100%
Bactérias coliformes	0	N/100 ml	0	0	0	100%	2	2	100%
Desinfetante residual	---	mg/l	0,63	0,87	---	---	2	2	100%
Cheiro a 25 °C	3	Fator de diluição	---	---	---	---	0	0	---
Sabor a 25 °C	3	Fator de diluição	---	---	---	---	0	0	---
pH	≥6,5 e ≤9,5	Unidades pH	---	---	---	---	0	0	---
Condutividade	2500	µS/cm a 20 °C	---	---	---	---	0	0	---
Cor	20	mg/l PtCo	---	---	---	---	0	0	---
Turvação	4	UNT	---	---	---	---	0	0	---
Enterococos	0	N/100 ml	---	---	---	---	0	0	---
Número de colónias a 22 °C	---	N/ml	---	---	---	---	0	0	---
Número de colónias a 36 °C	---	N/ml	---	---	---	---	0	0	---
Clostridium perfringens	0	N/100 ml	---	---	---	---	0	0	---
Alumínio	200	µg/L Al	---	---	---	---	0	0	---
Amónio	0,50	mg/l NH ₄	---	---	---	---	0	0	---
Antimónio	5,0	µg/l Sb	---	---	---	---	0	0	---
Arsénio	10	µg/l As	---	---	---	---	0	0	---
Benzeno	1,0	µg/l	---	---	---	---	0	0	---
Benzo(a)pireno	0,010	µg/l	---	---	---	---	0	0	---
Boro	1,0	mg/l B	---	---	---	---	0	0	---
Bromatos	10	µg/l BrO ₃	---	---	---	---	0	0	---
Cádmio	5,0	µg/l Cd	---	---	---	---	0	0	---
Cálcio	---	mg/l Ca	---	---	---	---	0	0	---
Carbono Orgânico Total (COT)	---	mg/l C	---	---	---	---	0	0	---
Cianetos	50	µg/l CN	---	---	---	---	0	0	---
Cloretos	250	mg/l Cl	---	---	---	---	0	0	---
Cloritos	0,7	mg/l ClO ₂	---	---	---	---	0	0	---
Cloratos	0,7	mg/l ClO ₃	---	---	---	---	0	0	---
Chumbo	10	µg/l Pb	---	---	---	---	0	0	---
Cobre	2,0	mg/l Cu	---	---	---	---	0	0	---
Crómio	50	µg/l Cr	---	---	---	---	0	0	---
1,2 – dicloroetano	3,0	µg/l	---	---	---	---	0	0	---
Dureza total	---	mg/l CaCO ₃	---	---	---	---	0	0	---
Ferro	200	µg/l Fe	---	---	---	---	0	0	---
Fluoretos	1,5	mg/l F	---	---	---	---	0	0	---
Hidrocarbonetos Aromáticos Policíclicos (HAP):	0,10	µg/l	---	---	---	---	0	0	---
Benzo(b)fluoranteno	---	µg/l	---	---	---	---	0	0	---
Benzo(k)fluoranteno	---	µg/l	---	---	---	---	0	0	---
Benzo(ghi)perileno	---	µg/l	---	---	---	---	0	0	---
Indeno(1,2,3-cd)pireno	---	µg/l	---	---	---	---	0	0	---
Magnésio	---	mg/l Mg	---	---	---	---	0	0	---
Manganês	50	µg/l Mn	---	---	---	---	0	0	---
Nitratos ¹	50	mg/l NO ₃	---	---	---	---	0	0	---
Nitritos	0,50	mg/l NO ₂	---	---	---	---	0	0	---
Mercúrio	1,0	µg/l Hg	---	---	---	---	0	0	---
Níquel	20	µg/l Ni	---	---	---	---	0	0	---
Oxidabilidade	5,0	mg/l O ₂	---	---	---	---	0	0	---
Pesticidas - total	0,50	µg/l	---	---	---	---	0	0	---
MCPA	0,10	µg/l	---	---	---	---	0	0	---
Metalaxil Imidaclopride	0,10	µg/l	---	---	---	---	0	0	---
Alacloro	0,10	µg/l	---	---	---	---	0	0	---
Terbutilazina	0,10	µg/l	---	---	---	---	0	0	---
Desetilterbutilazina	0,10	µg/l	---	---	---	---	0	0	---
2,4-D	0,10	µg/l	---	---	---	---	0	0	---
Imidaclopride	0,10	µg/l	---	---	---	---	0	0	---
Clorpirifos	0,10	µg/l	---	---	---	---	0	0	---
Diurão	0,10	µg/l	---	---	---	---	0	0	---
Selénio	10	µg/l Se	---	---	---	---	0	0	---
Sódio	200	mg/l Na	---	---	---	---	0	0	---
Sulfatos	250	mg/l SO ₄	---	---	---	---	0	0	---

 CÂMARA MUNICIPAL DE AGUIAR DA BEIRA	DADOS DO CONTROLO DA QUALIDADE DA ÁGUA PARA CONSUMO HUMANO NO CONCELHO DE AGUIAR DA BEIRA						1.º TRIMESTRE (1 de janeiro a 31 de março)	
	ZONA DE ABASTECIMENTO: VALAGOTES						2023	

Em conformidade com o Decreto-Lei n.º 306/2007, de 27 de agosto, alterado pelo Decreto-Lei n.º 152/2017, de 7 de dezembro, procedeu-se à verificação da qualidade da água da rede pública, através de análises periódicas na torneira do consumidor, segundo o Programa de Controlo da Qualidade da Água (PCQA) aprovado pela autoridade competente (ERSAR).

Parâmetro (unidades)	Valor Paramétrico (VP)		Valores obtidos		N.º Análises superiores VP	% Cumprimento do VP	N.º Análises (PCQA)		% Análises Realizadas
	VP	Unidade	Mínimo	Máximo			Previstas	Realizadas	
Tetracloroeteno e Tricloroeteno:	10	µg/l	---	---	---	---	0	0	---
Tetracloroeteno	---	µg/l	---	---	---	---	0	0	---
Tricloroeteno	---	µg/l	---	---	---	---	0	0	---
Trihalometanos - total (THM):	100	µg/l	---	---	---	---	0	0	---
Clorofórmio	---	µg/l	---	---	---	---	0	0	---
Bromofórmio	---	µg/l	---	---	---	---	0	0	---
Bromodiclorometano	---	µg/l	---	---	---	---	0	0	---
Dibromoclorometano	---	µg/l	---	---	---	---	0	0	---
Dose indicativa Total (Cálculo)	0,10	mSv	---	---	---	---	0	0	---
Polónio 210	---	Bq/l	---	---	---	---	0	0	---
Rádio 226	---	Bq/l	---	---	---	---	0	0	---
Urânio 234	---	Bq/l	---	---	---	---	0	0	---
Urânio 238	---	Bq/l	---	---	---	---	0	0	---
Alfa-Total (nível de verificação)	0,1	Bq/l	---	---	---	---	0	0	---
Beta-Total (nível de verificação)	1,00	Bq/l	---	---	---	---	0	0	---
Radão	500	Bq/l	---	---	---	---	0	0	---

No período em causa não foram verificados incumprimentos aos valores paramétricos

Parâmetro	Data da colheita	Causas Incumprimento	Análises Verificação (A.V.)	Medida tomadas ou a implementar

Responsável:	Data da publicação: 26/05/2023
--------------	--------------------------------